

Re: Maximus

by Maximus, 28-Jan-15 11:56 PM GMT

Cheers Neil, and yes on reflection I agree that they do fade to the normal white quite quickly.

Yesterday was our first trip to Noar Hill of 2015, our intention to look for Brown Hairstreak eggs. A timed one hour count along just one path on the reserve gave a total of 35 which included 5 doubles.

It was great to get out and nice to see that there appear to be plenty of BH eggs.



Re: Maximus

by Wurzel, 29-Jan-15 06:44 AM GMT

That is a great find Mike and it looks like a cartoon character – the eggs are the eyes, the side branch the nose and the little nubbin a tongue poking out the corner of the mouth...! I'll get my coat 😊😏

Have a goodun

Wurzel

Re: Maximus

by Maximus, 12-Feb-15 08:04 AM GMT

Great Wurzel, the less said the better. Perhaps however it's Mr Browstreak man 😊😂

Re: Maximus

by Maximus, 13-Feb-15 04:39 AM GMT

When the Orange-tip larvae, we rescued from a (to be) strimmed local footpath, commenced pupation last May, it was evident that some of them choose not to pupate alone. Although the larvae were provided with plenty of twigs to choose from, three pairs not only chose the same twig but also the same part of the twig on which to pupate. The following photos show that not only are they aware of one another, but also appear to be pupating together intentionally, I'm not sure if this would happen in the wild!









Only a couple of months to wait now to enjoy the emergence of the butterflies 😊

Re: Maximus

by bugboy, 13-Feb-15 04:52 AM GMT

Fabulous set of pics and very interesting behaviour. Presumably the cessation of appetite stopped any aggression.

Re: Maximus

by Nick Broomer, 13-Feb-15 05:29 AM GMT

Hi Mike,

excellent set of photos of some unusual behaviour. I have personally only seen this once. Like you, i had put a lot of sticks in a pot, [well over twenty] and ended up with two on a stick, close together. But unlike yours, mine did not pupate at the same time.

All the best, Nick.

Re: Maximus

by Maximus, 14-Feb-15 04:48 AM GMT

Thanks Bugboy, yes it is interesting behaviour. We've not yet witnessed any aggression at any instar stage of OT's. Perhaps if food supplies were scarce they would eat one other!

Thanks Nick, I would imagine that there's lots more unusual behavior to be documented, never know what one may find!

Re: Maximus

by David M, 14-Feb-15 05:59 AM GMT

Fantastic images, Maximus. Thanks for sharing.

Re: Maximus

by Wurzel, 16-Feb-15 03:13 AM GMT

Fantastic images 🍷 and very interesting 😊 – I thought they were supposed to be cannibalistic though I suppose at this late stage of the day other instinctive drives have kicked in.

Have a goodun

Wurzel

Re: Maximus

by Maximus, 08-Mar-15 04:24 AM GMT

Cheers Davis and Wurzel 😊

7th March 2015

Today on our first outing of 2015 we were very fortunate to see and photograph these four beauties!





In sunny conditions but with a cool southerly breeze, all were looking for nectar, after waking from their long hibernation.

Re: Maximus

by bugboy, 08-Mar-15 04:51 AM GMT

Thanks for the comment and looks like you had an even better day than I did if we count number of species!

Re: Maximus

by Hoggers, 08-Mar-15 10:03 PM GMT

Maximus, if these superb photos are how you begin the season I think by the time we get around to Brown Hairstreaks your photographs will have to carry an "Green with Envy" warning alert!

Re: Maximus

by Maximus, 09-Mar-15 08:03 AM GMT

Hi bugboy, we both had a great day 😊

Thanks Hoggers for your kind comments, may the sun continue to shine on you 😊 Glad you got to see some Small Torts in your garden.

Re: Maximus

by trevor, 09-Mar-15 07:42 PM GMT

Hi Maximus,

A great day's work!. Your Red Admiral has found a sweet nectar source on that Viburnum. Spring has kicked off! : 😊 .

Re: Maximus

by Maximus, 10-Mar-15 03:54 AM GMT

Cheers Trevor, the sweet scent of the Viburnum filled the air and the Red Admiral was making the most of it.

Re: Maximus

by Wurzel, 10-Mar-15 07:20 AM GMT

That is an absolutely cracking start to the season Mike 🍷 😊


Have a goodun

Wurzel

Re: Maximus

by Maximus, 11-Mar-15 04:09 AM GMT

Thanks Wurzel, I'm still looking for that elusive Peacock 😊 There were two Small Tortoiseshells in our garden this morning.



Re: Maximus

by Maximus, 12-Mar-15 04:18 AM GMT

I saw a pristine looking Red Admiral nectaring in the front garden this morning, but didn't manage a photo. Great to see they have survived in this years mild Winter.

Re: Maximus

by Maximus, 14-Mar-15 04:13 AM GMT

Spring's Arriving

Looks like we will have a male Orange-tip emerge in the next day or so, pupation was on 22nd May 2014, (this was the first to pupate) This will be at least two weeks earlier than the first emergence among our reared OT's last year. Down to the mild Winter perhaps?



Number 2 is not far behind, and completed pupation on 24th May 2014.



Something appears to be happening to Number 5 (top), while number 4 does not show any signs yet, (both completed pupation on 25th May 2014)



No. 4 and 5



No.5

Will find no.3 tomorrow, these are exciting times 😊

Re: Maximus

by David M, 14-Mar-15 07:24 AM GMT

Excellent images, Maximus. Great to think that Orange Tips are on the cusp of emergence.

Re: Maximus

by trevor, 14-Mar-15 07:02 PM GMT

Brilliant images of the Orange Tip pupae, i had not realised that they spent so long in that stage.

Looking forward to their emergence.

TREVOR.

Re: Maximus

by Maximus, 17-Mar-15 04:52 AM GMT

Cheers David, and yes the Orange-tip pupul stage is a long ten months,Trevor.

Not quite there yet, just as well given the current weather conditions! It's supposed to improve from tomorrow onwards however 😊



Re: Maximus

by Wurzel, 17-Mar-15 06:40 AM GMT

Great shots Mike, I love that the orange-tips are visible through the pupal case 😊 Let's hope the promised improvement in the weather comes off.

Have a goodun

Wurzel

Re: Maximus

by Maximus, 23-Mar-15 04:35 AM GMT

An Orange-tip at last


At long last after exactly ten months and much anticipation our first reared Orange-tip finally emerged at around midday today. I missed the actual emergence and found the butterfly with it's wings already inflated at 12.20pm. Thankfully the weather today was sunny and warm so I was able to release the butterfly into our garden. It spent some time on an Erysimum Bowles Mauve flower, allowing excellent photo opportunities before finally taking flight and disappearing into neighbouring gardens.



22 hours before emergence



20 mins. after emergence



90 mins. after emergence



98 mins after emergence

This was about a week ahead of our first reared Orange-tip emergence last year. It's brilliant to see an Orange-tip again 😊

While out in the garden I spotted a Bee Fly (*Bombylius major*) also our first of the year, basking in the warm sun.



A second Orange-tip is very close to emerging! Watch this space ...

Re: Maximus

by David M, 23-Mar-15 05:24 AM GMT

"Maximus" wrote:

A second Orange-tip is very close to emerging! Watch this space ...

I get the distinct impression that you won't let the next one escape your camera lens, Maximus?

Good luck with it, and I look forward to seeing the images.

Re: Maximus

by Maximus, 23-Mar-15 07:54 AM GMT

Thanks David, I'll do my best.

Re: Maximus

by trevor, 23-Mar-15 03:56 PM GMT

An excellent way to get a good Orange Tip image, rear your own !.

OT's are in the top three most infuriating Butterflies to photograph, next to Wall Brown and White Admiral !.

Well done, and best wishes for the coming season.

TREVOR.

Re: Maximus

by Maximus, 25-Mar-15 03:56 AM GMT

Cheers Trevor, I agree that rearing Orange-tips is a very good way of obtaining a reasonable photo 😊

I find getting a decent shot of an OT outside is not difficult given the right weather conditions. White Admirals are fine when nectaring and can then be approached closely. Like you however I find Wall Browns can be difficult to approach a lot of the time 😊

A second Orange-tip male emerged this morning, however I was a bit slow off the mark so missed it by about a minute, next time perhaps 😊 I did however manage some shots of it's wings inflating and released him into the garden later. He flew off strongly high into the air before disappearing from view.







Brilliant butterflies Orange-tips 😊

Re: Maximus

by David M, 25-Mar-15 05:04 AM GMT

Simply beautiful!

What an experience that must have been.

Re: Maximus

by Wurzel, 25-Mar-15 07:13 AM GMT

Fantastic shots Mike 😊👍 With the low pressure system coming in it'll be a fair few more days until I get to see my first OT 👍

Have a goodun

Wurzel

Re: Maximus

by Maximus, 30-Mar-15 03:20 AM GMT

Cheers David, it's always a brilliant experience 😊

Cheers Wurzel 😊 the present weather is not making it easy to see non-reared OT's. Our rearing cage is located in a sheltered part of the patio and gives just a little more protection!

It was clear yesterday that several Orange-tips were near emergence, so last night I brought them inside to try to photograph one emerging. However on checking this morning I found that the female had already emerged. The male looked very close so I set my camera up and went to put the kettle on. I glanced back just in time to see it break out of the pupal case, so once again missed the actual emergence shot 😊 I did manage to get the following shots though.





The female that had already emerged was resting on a pupa.



Female

A couple getting close to emergence, particularly the female.



Re: Maximus

by David M, 30-Mar-15 04:56 AM GMT

Fantastic images, Maximus. You must feel full on privileged right now!

Re: Maximus

by Maximus, 01-Apr-15 04:53 AM GMT

Thanks David, i'm full-on privileged for sure 😊😊

The full Monty

Having missed the emergence of several of our reared Orange-tips by a whisker, this morning everything finally fell into place. After a bit of a wait I was finally privileged to watch (and photograph) the emergence of a male Orange-tip 😊



50 minutes before emergence



Start of emergence



Emergence +7 secs.



+ 14 secs.



+ 23 secs.



+ 32 secs.



+ 41 secs.



+ 60 secs.

Fantastic to watch 😊 but we still have some Orange-tips yet to emerge, maybe I'll be lucky enough to photograph a female emerging 😊

Re: Maximus

by David M, 01-Apr-15 06:09 AM GMT

Simply superb.

Seeing that has given me a **real** lift.

Re: Maximus

by Nick Broomer, 01-Apr-15 06:10 AM GMT

Hi Mike,

glad you managed to capture the emergence of the male Orange-tip, and accompanied by an excellent sequence of photos.

All the best, Nick.

Re: Maximus

by Chris Jackson, 01-Apr-15 08:13 PM GMT

Brilliant Orange Tip photos, Maximus.

Seeing them in the wild now (soon I hope) will only seem a pale second best compared with your pics.

Cheers, Chris

Re: Maximus

by Maximus, 02-Apr-15 08:48 AM GMT

Thanks, David and I'm glad the pics gave you a lift 😊 that's great!

Hi Nick, I remember when we met you at Chiddingfold, several years ago, you told us that you had some Orange-tip larvae on Garlic Mustard plants next to your computer 😊 😊

Cheers, Chris I hope the OT's emerge in the wild for you very soon 😊

Re: Maximus

by Maximus, 07-Apr-15 08:26 AM GMT

This morning a reared female Orange-tip emerged. I missed it by about 30 seconds or so, but managed to take a couple of photos just after the event.





What amazed me was the double proboscis as shown in the last photo, something I have not seen before, I'm not sure if this is normal or not!

Re: Maximus

by Maximus, 07-Apr-15 08:44 AM GMT

This was her out in the warm sunshine just before she took flight. A male Orange-tip also flew through our garden this morning but didn't stop.



Re: Maximus

by Maximus, 07-Apr-15 08:49 PM GMT

Yesterday I managed to – finally – 'bag' my fifth post-hibernator of the year, along with a Small White. Plenty of male Brimstones about as well, but they appeared to be hyperactive!



No. 5



This morning a Small Tortoiseshell was nectaring in the front garden.



Re: Maximus

by trevor, 08-Apr-15 02:51 AM GMT

Nice little trio, Maximus. I understand that a few Orange Tips are on the wing (plenty of Cuckoo flower around here).

All the best,
TREVOR.

Re: Maximus

by Mike Robinson, 08-Apr-15 02:52 AM GMT

Some really super pictures.

PS ... thanks for noticing my Green-Veined White Butterfly of 30 March ...

Re: Maximus

by Neil Freeman, 08-Apr-15 03:11 AM GMT

Hi Mike,

Great Orange-tip sequences and really well photographed 😊 None yet around my way although I have seen some reported from around the country so

maybe not long now.

Cheers,

Neil

Re: Maximus

by Vince Massimo, 08-Apr-15 05:01 AM GMT

Great sequences lately, Mike 😊

"Maximus" wrote:

This morning a reared female Orange-tip emerged. I missed it by about 30 seconds or so, but managed to take a couple of photos just after the event. **What amazed me was the double proboscis as shown in the last photo, something I have not seen before, I'm not sure if this is normal or not!**



As no one has yet replied, I assume that your question was missed when the new page started. The coiled proboscis is made up of two concave parts which interlock, very much like a zip. The two parts are interlocked when the adult butterfly first emerges from the pupa, forming the feeding tube. The two parts of the proboscis can also be separated by the butterfly at any time for cleaning. See Pete's article on butterfly anatomy here <http://www.dispar.org/reference.php?id=6>.

Vince

Re: Maximus

by Maximus, 08-Apr-15 07:29 AM GMT

Thanks for the explanation Vince 😊 the link you've provided to Pete's article is also very interesting 😊

Butterflies seen today include the following:-



Pair of Small Tortoiseshells





Peacocks

Re: Maximus

by Maximus, 08-Apr-15 07:37 AM GMT

Thanks also Neil, I'm sure that Orange-tip is coming your way very soon 😊

Mike

Re: Maximus

by Wurzel, 09-Apr-15 06:07 AM GMT

Love the "ballet of the Small Tort" 😊 great shots.

Thanks for sending the OT my way 😊 it got to Bradford-on-Avon! 🤔 😊

Haven a goodun

Wurzel

Re: Maximus

by Maximus, 13-Apr-15 08:20 AM GMT

Cheers Wurzel, glad you got to see your Orange-tip 😊

Finally managed to catch a female Orange-tip emerging this morning, after several previous failed attempts at it 😊







She was number sixteen of seventeen, just one to go!

Re: Maximus

by kevlng, 13-Apr-15 06:07 PM GMT

Maximus,

Fantastic set of sequences.

Regards Kev

Re: Maximus

by Maximus, 14-Apr-15 04:34 AM GMT

Thanks, Kev 😊

Our last reared Orange-tip, a female, emerged today, number thirteen of seventeen.





I placed her on some Rosemary in the sun, about 90 minutes after emergence. It was delightful watching her fly around the garden when the sun appeared. She finally took flight into the distance until lost from sight.

Re: Maximus

by trevor, 14-Apr-15 05:23 AM GMT

Well done with your Orange Tips . The're still scarce around here but if the weather forecasters are right tomorrow and Wednesday may change that. There is plenty of Cuckoo Flower in bloom when they emerge.

All the best,
TREVOR.

Re: Maximus

by millerd, 14-Apr-15 05:28 AM GMT

That's a lovely butterfly, and it must be so rewarding after looking after them for the best part of a year. A real achievement.

Those black spots on the hindwing seem unusual – I can't see a single photo in the species gallery with such markings, not even a hint of a black spot. Interesting! 😊

Congratulations all round!

Dave

Re: Maximus

by Buchan Boy, 14-Apr-15 09:01 PM GMT

That sequence is fab.

Congrats.

Dave

Re: Maximus

by Maximus, 15-Apr-15 05:38 AM GMT

Thanks,Trevor, wild Orange-tips are very scarce around here too 😊

Hi Dave, yes It's very rewarding rearing Orange-tips and I'll never tire of watching them emerging! I've also looked on the SS album and can't find any females with the black spots. I guess it's within the range of variation?

Thanks, Dave 😊

An audience with His Grace


We made another trip to Noar Hill today hoping that the Duke of Burgundy may have emerged, given that the weather has been so good of late. As we made our way through the reserve we reached the pit, where we had seen the Dukes last year on 15th of April, at around 1pm. As I entered the pit a small butterfly flew past me and I instinctively knew it was a Duke! I called Cathy so she could get a look at it, but before I could get any photos it took flight and we lost sight of it. We searched the area pretty thoroughly but couldn't find it again, but were not too dismayed as we'd both seen our first Duke of the year. Fortunately, we saw a lady who had also been looking for Dukes (I didn't get her name) and she very kindly told us she'd just seen two in another area. We agreed that probably we'd both been the first to see a Duke of Burgundy this year, but in different parts of the reserve. So we made

our way over to where she had seen them and almost straightaway saw one in flight. It was quite difficult to follow as it was flying quite fast and not settling at all, probably due to the hot, sunny weather. Eventually it settled on a twig and we managed to get a shot before it took off again.



While we were looking for this Duke we spotted another which was very obliging, posing with open wings, and not flying too far. We noticed that, surprisingly, this Duke's appearance was different to the first two we had seen!





Totally satisfied with our good fortune 😊 we made our way back down the reserve and almost trod on our fourth Duke near the site entrance. 😊 Once again, it took flight before any photos could be taken, but we were more than satisfied with what we'd already seen today, and so left the reserve on a high 😊

Re: Maximus

by Wurzel, 15-Apr-15 06:25 AM GMT

That is a fantastic looking butterfly Mike – is it a 'gracilens'? 🍷 😊

Have a goodun

Wurzel

Re: Maximus

by Nick Broomer, 15-Apr-15 06:42 AM GMT

Hi Mike,

beautiful aberration, great find, and lovely photos.

All the best, Nick.

Re: Maximus

by Mark Colvin, 15-Apr-15 02:55 PM GMT

Hi Mike,

Just to clarify things, if you weren't aware, but the two 'Dukes' you depict are in fact both 'Duchesses'. The behaviour you observed in the field would also of suggested this. The first is a little worn suggesting she may have been out a day or two, which further suggests the males may have been out a little longer. As I'm sure you know, ground colouration can vary quite a lot with the Duke of Burgundy. I think ab. *gracilens* is a good shout for the latter specimen.

Good hunting.

Kind regards. Mark

Re: Maximus

by Buchan Boy, 15-Apr-15 03:58 PM GMT

First Dukes,excellent,was pondering this weekend,but it looks like its going to get all cool now,think I'll go out anyway.

Wheres Neil with those Heyshott reports 😞

That abb. is quite amazing,beautiful butterfly.

Dave

Re: Maximus

by Maximus, 16-Apr-15 07:38 AM GMT

Yes it was a fantastic looking butterfly, Wurzel – and yes you were bang on, it was a *gracilens* 😊

Hi Nick, It was a beautiful ab, we were just very very lucky again 😊

Hi Mark, thanks for your clarification. We only got shots of two of the Dukes and when I uploaded them we saw that we had at least one female, the ab. After your post we realised that all four of the Dukes we saw were females (Duchesses). Their behavior and characteristics appeared to be not consistent with that of territorial males, which in our experience are much easier to observe. We have visited Noar Hill quite a few times since the beginning of April but have not seen any Duke of Burgundy, let alone any males until 14th April! Does this possibly indicate that the females may have emerged first on this occasion, or could we (and others) simply have missed seeing the males?

Thanks for the ID of ab. *gracilens*, we were lucky to be in the right place at the right time 😊

Cheers, Dave, I believe Heyshott is a later site for Duke of Burgundy, being A North facing Down. Yes the ab was stunning 😊 it's worth going out whatever the weather 😊

Re: Maximus

by Goldie M, 17-Apr-15 04:05 AM GMT

Lovely Duke photos Maximus, it was your lucky day 😊 I don't think the Dukes are out at Gaits Barrow yet it's been quite cold up there this week, hope fully I'll get up there in a week or two Goldie 😊

Re: Maximus

by Maximus, 17-Apr-15 09:03 AM GMT

Thanks, Goldie it was our lucky day 😊 hope you see them at Gaits Barrow 😊

While spending time looking for the Duke at Noar Hill, we also managed to see plenty of butterflies and other insects there and elsewhere.



Small White



Large White



Green-veined White



Brimstone



Comma



Comma



Comma



Bee Fly



Bee Fly



Mating Bee Flies

And a 'tame' Goldfinch on one of our niger feeders, taken from just two feet away!



Re: Maximus

by trevor, 17-Apr-15 03:23 PM GMT

Hi Mike,

I've only just seen your Duke images. You must have built up your brownie points with Lady Luck !
Not only superb images of early Dukes but an ab. as well !! .
I called in at a Duke site on the way to work yesterday , but nothing doing yet.

Very best wishes,
TREVOR.

Re: Maximus

by Maximus, 18-Apr-15 05:02 AM GMT

Thanks, Trevor, I think Lady Luck smiled on us big time 😊😊 I'd imagine that the Dukes will be out at your local site any time now 😊

Cheers,

Mike.

Today at last, I managed to get a photo of the Holly Blue we have seen a couple of times in our garden recently. There was only time for one shot before the butterfly did a vanishing act 😊



Re: Maximus

by Maximus, 18-Apr-15 08:40 AM GMT

Our reared Large White finally emerged yesterday afternoon, a beautiful female.





As she emerged late in the day we're keeping her inside overnight and will release her in the morning.

Re: Maximus

by Wurzel, 19-Apr-15 05:52 AM GMT

Cracking sequence showing the Large White emergence Mike 🤗🌱 Also nice Holly Blue I had a a few run-ins with them today 🤗

Have a goodun

Wurzel

Re: Maximus

by Goldie M, 19-Apr-15 10:20 PM GMT

Glad you got your Holly Blue Maximus Goldie 🤗

Re: Maximus

by Maximus, 21-Apr-15 07:17 AM GMT

Cheers, Wurzel 🤗 there's always run-ins when Holly Blues are involved 🤗

Thanks, Goldie 🤗

A couple of shots of our reared Large White which we released in our garden. She stayed on the Cuckoo Flower for several hours before taking flight when she had warmed up sufficiently.





Re: Maximus

by Paul Harfield, 21-Apr-15 08:00 AM GMT

Hi Mike

Just catching up with your diary. Your Duke aberation and the Orange Tip with the extra spots are real beauties 😊 I also like your mating Beeflies something I have not seen before.

Re: Maximus

by Maximus, 21-Apr-15 08:39 AM GMT

We made a last minute decision to take a drive down to Butser Hill today. We usually visit this site at around this date hoping to see our first Grizzled and Dingy Skippers of the year. Weather conditions were good, plenty of sunshine with a bearable North Easterly breeze. As we walked up to Rake an assortment of butterflies were seen. Comma, Peacocks, Brimstones, Small Tortoiseshells, Orange-tips and a Male Holly Blue. A Roe Deer watched us from high on the hillside, bluebells lined the path and Blackcaps sung from hawthorn thickets, it was a lovely spring morning. Passing through the gate we almost immediatly spotted several Grizzled Skippers taking nourishment from a dog turd. A little further up the path there were plenty of Grizzled Skippers which we managed some photos of, along with several Dingy Skippers.





Continuing up through the site Grizzled Skippers were by far the most common species with only a few Dingy Skippers seen. We saw four Duke of Burgundy but only managed a record shot of one female.





We also saw a single Green Hairstreak further up the slope, our first of the year, and managed a couple of photos.





During our visit a Cuckoo was constantly calling from the hillside, our first of 2015, very nice that they're back again! We spent several hours walking the site and later managed to get some roosting shots when the sun was obscured by light cloud.





A fantastic day out in stunning surroundings, with many beautiful butterflies seen, exactly what it's all about 😊

Re: Maximus

by trevor, 21-Apr-15 02:37 PM GMT

Hi Mike,

You certainly had a busy and fruitful day! I wonder if the number of species you saw in one day is record for this year so far. Hoping for a day like that myself today.

Best wishes,
TREVOR.

Re: Maximus

by keving, 21-Apr-15 06:04 PM GMT

Mike,

Lovely photos and report from Butser Hill. It is a site that I am considering visiting this year (for the very species you have already seen). Living in Suffolk, I didn't want to make the trip until I knew the Dukes were in abundance. Hopefully weekend of 2nd-5th May should be about right, weather permitting.

I especially love the underside shot of the Grizzled Skipper. Nice shot.

Regards Kev

Re: Maximus

by Pauline, 21-Apr-15 11:33 PM GMT

Mike, I have been very remiss about commenting on your diary tho' I have been keeping a close eye on it. Your photos (and finds) so far this year have been fantastic. They were good last year but you have definitely upped your game. Lots of the shots you have posted were ones I wished I could have taken. Very envious. Well done.

Re: Maximus

by Goldie M, 22-Apr-15 06:19 AM GMT

Mike love the last 4 photos I've not seen this Skipper yet but hope fully will in the future, what a day out you had 🇩🇪 Goldie 😊

Re: Maximus

by Wurzel, 22-Apr-15 06:25 AM GMT

Fantastic shots Mike especially the stained glass Grizzlie 😊🇩🇪

Have a goodun

Wurzel

Re: Maximus

by Maximus, 24-Apr-15 05:39 AM GMT

Hi Trevor, It was a very enjoyable day 😊 Hope you had a good one too.

Thanks Kev, your planned trip to Butser to see those species, should be bang on 😊

Thank you Pauline, you're very kind 😊

Thanks Goldie, I hope you get to see this lovely Skipper very soon 😊

Cheers Wurzel, I know you like the stained glass shots 😊😊

Yesterday we got the first sighting of the Purple Hairstreak larva we are rearing. The larva hatched several days ago and was one of three eggs we found during the winter on wind blown Oak twigs. The other two eggs have not hatched, not sure why!



Two day old Purple Hairstreak larva

Re: Maximus

by trevor, 24-Apr-15 06:19 AM GMT

Hi Mike,

Well done with the Purple Hairstreak Larvae . Hopefully it will give you the rare opportunity to see one of the most elusive of our Butterflies close up. There is even a colony in an Oak at the bottom of my garden , but i've never seen any at low level.

Best wishes,
TREVOR.

Re: Maximus

by Maximus, 01-May-15 05:03 AM GMT

Thanks Trevor, you're very lucky to have the colony (of PH) at the bottom of your garden 😊 Perhaps you'll get lucky this year at low level.

Our single Purple Hairstreak larva has now undergone its first moult.



moulting





eating the moulted skin



second instar

Re: Maximus

by trevor, 01-May-15 06:44 AM GMT

Hi Mike,

Thanks for the reply. The PBF's are well worth going to see , hopefully numbers will build this year as last year was pretty dismal. I'm sure I can bore every one stiff with Pearl images for the next few weeks!. 😊

All the best ,
TREVOR.

Re: Maximus

by Maximus, 01-May-15 08:26 AM GMT

CheersTrevor, i'll try to see some soon 😊

Today I saw the first butterfly in our garden that I've seen for a few days. I watched a female Orange-tip investigating our Garlic Mustard before ovipositing a single egg on the underside of a flower bloom. I managed a photo in spite of the strong breeze.



Re: Maximus

by Goldie M, 02-May-15 04:16 AM GMT

Great photo Mike , you were lucky to spot it, you can keep your eye on it now Goldie 😊

Re: Maximus

by Neil Freeman, 02-May-15 04:26 AM GMT

Hi Mike, some great reports and photos posted recently 😊

Cheers,

Neil


Re: Maximus

by Maximus, 10-May-15 06:15 AM GMT

Thanks Neil, I will post on your PD shortly 😊


Heavenly Heyshott

Had a break in the more mundane chores in life this week and managed a pleasant trip, for the first time, to the Heyshott Escarpment. Wow, what a fabulous place this is, we were blown away 😊 Although it was a last minute decision due to the threatening clouds and possibility of rain yesterday, we took the plunge and left late morning for the site. We'd only been there for about 20 minutes before we saw our first Duke of the day in one of the pits near the top of the escarpment. It was fairly cloudy, which made the photography more challenging, but by lunchtime the weak sunshine brought the Dukes out of hiding and gave us the chance of some better shots of them.



Duke





Dutchess



Mating Pair



Duke

Re: Maximus

by Neil Hulme, 10-May-15 08:09 AM GMT

Hi Mike,

Glad to hear you enjoyed Heyshott. I would recommend that you return in about a week, on a warm, sunny day. Last time I was there I watched 2 high speed chases result in almost instant copulation, and I lost sight of another pair before they got cosy. Numbers are already >50 and they've barely started here. I came down the Escarpment late on Friday, after they had all gone to bed, but still found 13 at roost in the scrub with relative ease (in just two of the pits). Three figure counts are almost guaranteed by mid month. PBF will hopefully show very soon.

BWs, Neil

Re: Maximus

by Goldie M, 11-May-15 01:07 AM GMT

Again great photos Mike I particularly like the mating pair Goldie 😊


Re: Maximus

by Maximus, 11-May-15 07:37 AM GMT

Hi Neil, we'll be back 😊😊

Thank you Goldie 😊 you're very kind 😊

A few more pics from Heyshott 😊😊😊





Re: Maximus

by trevor, 11-May-15 03:10 PM GMT

Hi Mike,
Exquisite images from Heyshott, I've yet to see a Duke or a Dingy Skipper this year.
I would be quite content with shots like that. 🍷

All the best ,
TREVOR.

Re: Maximus

by Willow, 12-May-15 04:30 AM GMT

Pin sharp images Mike, and those **Dingy Skipper** pics in particular are really top notch, well done 😊

Kind Regards,

Bill 😊

"When in doubt - venture out"

Re: Maximus

by Maximus, 12-May-15 08:03 AM GMT

Cheers Trevor, I'm sure that you'll get to see Dukes and Dingy Skippers soon 😊

Thanks Bill 😊

During a visit to Noar Hill today we think we found some Duke eggs? Our doubts are that there are twenty eight of them 🤔 and that they have been laid near the mid-rib of the underside of the Cowslip leaf 🤔



I also finally managed to find an obliging first brood Holly Blue female, at last 😊🤔





To be continued...

Re: Maximus

by Pauline, 12-May-15 02:08 PM GMT

Having recently found some Mike they certainly look like Duke eggs to me, but 28!!! Wow!! I am assuming that these were laid by more than one individual but I am sure others will comment. I note a couple of the eggs seem to be transparent like the first one I found.

Re: Maximus

by trevor, 12-May-15 02:31 PM GMT

Hi Mike,
Good to see that you found an obliging Female Holly Blue. I found two more yesterday, one posed nicely, the other was too deep in the brambles for a shot. I wonder if posing low down is for a reason. It may be to aid warming up. Any thoughts?.

TREVOR.

Re: Maximus

by Goldie M, 13-May-15 01:18 AM GMT

Nice Holly Blues Mike, not seen any since April here Goldie 😊

Re: Maximus

by Wurzel, 13-May-15 06:30 AM GMT

I've still yet to see a Duke this year let alone find eggs 🍷 Lovely Holly Blue Mike 🍷

Have a goodun

Wurzel

Re: Maximus

by Pete Eeles, 13-May-15 09:24 PM GMT

"Maximus" wrote:

Our doubts are that there are twenty eight of them 🤔 and that they have been laid near the mid-rib of the underside of the Cowslip leaf 😊

And they're also not as spherical as those I've seen and photographed. No idea what they might be though!

Cheers,

- Pete

Re: Maximus

by Maximus, 15-May-15 06:24 AM GMT

We thought they could well be Duke eggs Pauline, we checked on the internet and found a photo showing 48 eggs on one Cowslip leaf on one particular blog! They certainly looked just like ours.


Hi Trevor, glad you found some more Holly Blues. The one I managed to photograph was two feet off the ground in a sheltered pocket, just right for warming up out of the wind.



Thanks Goldie, I hope you've seen some by now 😊

Cheers Wurzel, aren't the Dukes out around your way a bit later? Hope you get to see some very soon 😊


So there's a possibility that they're not Duke eggs, Pete 😊 Wonder what they could be then?


...Our visit to Noar this time was primarily to see how well the Dukes were doing. As we walked up the track from the lane we immediately found two Dukes outside busily defending their territory, the first Dukes we've ever encountered outside the reserve. Once inside it was obvious that Duke numbers had built considerably since our last visit – it was a positive Dukefest! We also saw our first Common Blue and Small Heath of the year, and spotted a Painted Lady which flew past at tremendous speed, giving no opportunity for a photo. The Dukes stole the show, though, with several of them settling nicely for the camera 😊 Far too many photos to post, but here are a few of our favourites...





This Duchess appears to be still inflating her wings after climbing the grass stem





Duke nectaring on Wood Spurge





Common Blue



Green-veined White



Dingy Skipper

Let's hope that after what appears to be a good 2015, the Dukes do equally as well in 2016 😊

Re: Maximus

by Wurzel, 15-May-15 06:27 AM GMT

After seeing more of your excellent Dukes Mike I certainly am hoping that they are out later over this way 🍷🍷🍷

Have a goodun

Wurzel

Re: Maximus

by Butterflysaurus rex, 16-May-15 05:08 AM GMT

Lovely stuff Mike! You've captured the essence of spring. Some really lovely Duke photos to feast my eyes on. 😊

Best wishes

James

Re: Maximus

by Maximus, 16-May-15 06:03 AM GMT

Cheers Wurzel, and I know that you always get your Dukes 😊😊

Hi James, yes they are the essence of spring, glad you liked them 😊

12th May

As our first visit to Chiddingfold several weeks ago did not reveal any Wood Whites, today we made a return visit. Perhaps we were too early on our first trip, and weather conditions were perhaps not ideal!

This time, however, conditions seemed to be just right, with alternate periods of sun and cloud, although a bit breezy too. Walking through the wood we kept our eyes peeled for the familiar low jinking flight of a Wood White. After about half a mile we spotted one flying along the edge of the ride, but it disappeared into the trees before we could get close. Walking a bit further into the wood we arrived in a sheltered spot which was noticeably warmer and sheltered from the wind. Suddenly we spotted several Wood Whites flying among the Bluebells, and several more perched on a single Bluebell. As we crept closer we were able to observe the amazing head to head displays between individuals, which also at times involved three or four of them. It was a wonderful sight watching these beautiful, gregarious little butterflies during their courtship display, and also get some shots of this behaviour. We saw about fifteen in total during our visit and they looked very fresh.









Re: Maximus

by David M, 16-May-15 06:16 AM GMT

Great images one and all, but I must particularly compliment you on that open winged shot, which is as good as I've seen of this species.

Re: Maximus

by trevor, 16-May-15 06:40 AM GMT

Hi Mike,

Lovely Wood White images, in one of my favorite locations.

I was told on Wednesday that the Forestry Commission have been busy resurfacing the rides at the Chiddingfold forest complex. Do you think the new surface could repel the Purple Emperors from landing on it?. The rides at Straits Inclosure were resurfaced, last year, with builders rubble which smelt very musty. As for Botany Bay lets hope that Neils elixir will still work it's magic on the new surface !.

Great images, once again,
TREVOR.

Re: Maximus

by Pauline, 17-May-15 02:45 AM GMT

Terrific WW shots Mike 🍷 . Hope you can put our minds at ease about the extent of the work on the tracks as it was just starting when I was last there (which seems ages ago now).

Re: Maximus

by kevlng, 17-May-15 03:18 AM GMT

Mike,

I'll add my compliments for the Wood White photos, especially the open wing shot (stunning)

Regards Kev

Re: Maximus

by Goldie M, 17-May-15 03:58 AM GMT

I love the Duke shots , brilliant! Goldie 😊

Re: Maximus

by Maximus, 17-May-15 04:50 AM GMT

Thanks David, the open wing shot was lucky 😊

Thanks Trevor and Pauline 😊 To put your minds at ease... When we made our visit to Chiddingfold we parked at the Botany Bay entrance. We noticed that some resurfacing work had been carried out around the entrance area. As we walked down the track the resurfacing ended quite soon, and when we crossed the bridge it was the normal sandy track as it was last year. There was no sign of any resurfacing anywhere else, should be good this year for HIM 😊😊

Thanks Kev, the open wing Wood White was tried for, but must be put down to pure luck 😊😊

Hi Goldie, glad you like the Dukes 😊

Re: Maximus

by Willrow, 17-May-15 06:01 AM GMT

"Maximus" wrote:
the open wing shot was lucky 😊

Methinks your being very modest Mike...some great recent images, allied to interesting comment!

Regards,

Bill 😊

"When in doubt - venture out"

Re: Maximus

by Wurzel, 17-May-15 06:30 AM GMT

Fantastic Wood White shots Mike, especially the open wing shot, absolutely cracking 😊👍

Have a goodun

Wurzel

Re: Maximus

by trevor, 17-May-15 06:36 AM GMT

Hi Mike,

PBF. ab. it is then !. Thanks for the input.

All the best,
TREVOR.

Re: Maximus

by Maximus, 17-May-15 07:42 AM GMT

Cheers Bill 😊😊

13th May

As today was our 26th wedding anniversary we decided to celebrate it (in style 😊) by visiting two sites, one in Wiltshire and the other in Hampshire. Setting off early we arrived at the first site to find no other cars parked in the layby. As we were about to hop over the style into the site we were greeted by an easy going male Orange-tip..



..photos taken, we headed up the path and immediately found some lovely Green Hairstreaks some of which were battling with each other before settling back onto their chosen perch..



.. it wasn't long before we spotted the first Marsh Fritillary..



..and as we walked onto the hillside we found Marsh Fritillaries everywhere. It's quite amazing how the patterning and colouration of the wings differ between individuals. Getting a shot, however, was not always easy as the males were very hyperactive.





We also saw several mating pairs.



..and also saw our first Brown Argus of 2015.



Satisfied after a fantastic morning at this lovely site, by 1pm we decided it was time to make a move to the second site of our choice ...

Re: Maximus

by trevor, 17-May-15 04:54 PM GMT

Hi Mike,

From your description of the Marsh Fritillary site, i'd say you were at Cotley Hill. We went there last year, and the only word to use is 'fabulous'. Probably the most species rich day of 2014.

Best wishes,
TREVOR.

Re: Maximus

by Goldie M, 17-May-15 06:42 PM GMT

I'm so envious of what you saw 🍷🍷 Lovely photos as well and a happy Anniversary well spent Goldie 😊

Re: Maximus

by Neil Freeman, 17-May-15 07:21 PM GMT

Great report and photos Mike, hard to pick out any favourites but I particularly like the Marsh Fritillaries 😊

Cheers,
Neil.

Re: Maximus

by bugboy, 17-May-15 11:44 PM GMT

Your Marsh Frits are really wetting my appetite. I'm hopefully visiting Wurzels site in a couple of weeks to have my first ever Marshie experience (as long

as the weather behaves itself). Really looking forward to it 😊

Re: Maximus

by David M, 18-May-15 06:39 AM GMT

Lovely, striking images of the Marshies.

If the weather ever warms up here in south Wales, I hope to be seeing a few myself soon.

Re: Maximus

by Maximus, 18-May-15 07:09 AM GMT

Hi Trevor, you're correct – Cotley Hill it was 😊 and fabulous is an understatement 😊😊

Thank you for the Anniversary wishes Goldie 😊 where's your nearest Marsh Fritillary site?

Thanks Neil, the Marshies were great 😊

Hope your appetite is truly wetted bugboy, you're really going to enjoy this one 😊 Great that you saw your first Dukes/Duchesses. Now you know just how fabulous they are 😊

Thanks David, I'm sure the weather will improve in your area pretty soon so you'll get the chance to see some Marshies too 😊

...As we were about to leave Cotley we got word that there was a traffic hold up in Wilton, so we plotted another route to our second destination. We headed across Salisbury Plain through beautiful countryside taking a right at the Stonehenge Visitor Centre and headed south to Salisbury, thereby missing the hold up. Here we saw reference to Larkhill and commented that Wurzel probably passed this way quite frequently on his sorties. Heading up the A30 we hung a right, passed through East Winterslow and finally pulled into Bentley Wood carpark at about 2.30pm.

We made our way to the Eastern Clearing and the first butterfly we saw was a Pearl-bordered Fritillary. They appeared in reasonable condition considering they have been out here for a while, and although they were flying like dingbats in the hot sun, with patience we got some reasonable shots.





We also saw a single Duke and single Grizzled Skipper.





We chatted to a chap who had carried out a count of PBF and had a final figure for the day of forty two.....hang on, isn't that the "Answer to The Ultimate Question of Life, the Universe, and Everything" according to the Hitchhikers guide to the Galaxy 🤪🤪

Re: Maximus

by bugboy, 18-May-15 07:23 AM GMT

That Grizzled underside is a real corker of a shot!

Re: Maximus

by Goldie M, 18-May-15 08:30 PM GMT

Hi!, Max, my nearest Marsh Ft's sight is way up passed the lakes near Carlisle, I've never been there yet the butterflies were introduced there and are doing well.

Your latest photos are great, can't get out here it's raining and it's been so cold, hope fully the weather will get warmer before long Goldie 😊

Re: Maximus

by Willow, 19-May-15 05:22 AM GMT

So many cracking images to view... 😊 I'm overwhelmed...absolutely super stuff Mike 😊

Kind Regards,

Bill 😊

"When in doubt - venture out"

Re: Maximus

by Wurzel, 19-May-15 06:41 AM GMT

Ah Mike if you'd hung a left at the Stonehenge visitor centre you'd have seen the small miracle that is 'Larkhill' you really missed out there - 😊 I had my first onsite Dinghy there last week 😊 Any Small Pearls noted in the book at Bentley?

Have a goodun

Wurzel

Re: Maximus

by Pauline, 19-May-15 02:36 PM GMT

Just catching up Mike. Great images recently especially the Marshies mating. Great find.

Re: Maximus

by Pete Eeles, 24-May-15 07:05 AM GMT

"Pete Eeles" wrote:

"Maximus" wrote:

Our doubts are that there are twenty eight of them 😊 and that they have been laid near the mid-rib of the underside of the Cowslip leaf 😊

And they're also not as spherical as those I've seen and photographed. No idea what they might be though!

Cheers,

- Pete

Hi Mike - this has been bugging me for a while and I had the opportunity to get some shots of Duke ova today, and made a point of taking a shot "side on", and they're not as spherical as I made out ... see below. However, I'm still not sure what your eggs might actually be - while they *could* be Duke ova, their number and their location (away from the edge of the leaf) would, as you say, suggest some other critter.



Cheers,

- Pete

Re: Maximus

by Maximus, 25-May-15 10:20 PM GMT

Thanks Bugboy 😊

Thanks Goldie, hope the weather has improved for you now 😊

Thanks Bill 😊

Sorry for the late reply Wurzel and sorry we missed Larkhill, it's that good is it 😊 Glad you got your first Dinky there though. No 'definite' Small Pearls in the book when we were there.


Thanks Pauline 😊


Hi Pete, interesting comment and photos of the Duke eggs. I've now seen another shot of Duke eggs laid away from the edge of the leaf. Also on The Purple Empire site, June 2014, there's a photo showing 48 Duke eggs on a single Cowslip leaf, so the number and location may not necessarily rule out Duke ova. It would be nice if they were DoB 😊 Cheers, mike.

Isle of Wight (part 1)

We have just returned from a few days break on the Isle of Wight. The main reason for our visit was to hopefully find some Glanville Fritillaries, more of that later. On our first full day the weather was not brilliant with a strong Northerly gusting wind. We therefore decided to head for Bonchurch Down which, being South facing, we hoped would provide some shelter from the elements. When we arrived at the gate onto the down it was much warmer, as we had hoped, the high Down acting as a wind break. We soon saw the first butterflies of our trip, some beautiful fresh Common Blues along with plenty of stunning Brown Argus..







...walking further along the down we soon spotted several stunning male Adonis Blues..





...we watched as a male chased and caught a female, which had probably recently emerged, and they paired. However they settled in the long grass, so shots would not have been ideal, nice to see them though. We then watched a male Brown Argus chasing a female and saw them land together. Making our way down to the spot where they had settled we were greeted by an amazing sight, something we'd never seen before...



...the little male Brown Argus was paired with a female Adonis Blue!!!





I'm not sure how often that this occurs, but it was amazing to witness. We left them and made our way back to the car. We encountered several Wall Browns along the path but got no shots of them, they're so easily spooked! we also noticed that since our last visit in 2014 large parts of the Down had become overgrown with bramble, and the grass was much longer too. Fortunately the part where we had seen the Adonis Blues was fine, perhaps kept shorter by the rabbits, whose droppings were everywhere. To be continued...

Re: Maximus

by Pauline, 25-May-15 10:57 PM GMT

What a fantastic find Mike 🤩👍 I have read that such pairings happen more often than we realise but I certainly have never seen one. Well spotted and great shots to boot 📷📷

Re: Maximus

by Goldie M, 25-May-15 11:19 PM GMT

I agree with Pauline Mike, I also would love to see the end result From this pairing and what lovely photos as well 📷 Goldie 😊

Re: Maximus

by Maximus, 26-May-15 01:36 AM GMT

Thanks Pauline, this probably does happen fairly often, it's just finding them 😊

Thanks Goldie, so would I 😊

While we were away our single Purple Hairstreak lava pupated. He seems to have done this in a rather unusual place. All of those we reared last year pupated on the 'ground', amongst the moss in the pot!



Pupa among the Oak buds

Re: Maximus

by William, 26-May-15 01:52 AM GMT

Amazing photos of that mixed pairing Mike – look forward to seeing some Glanville photos 😊

BWs,

William

Re: Maximus

by bugboy, 26-May-15 01:55 AM GMT

Very odd place. As far as I know (from what I read at any rate) they always pupate on the ground and most are taken into ants nests. Having said that they seem to have the perfect camouflage to pupate where this one has, it would be a very sharp eyed Blue Tit who would find that!

Re: Maximus

by Jamie Burston, 26-May-15 02:27 AM GMT

Fantastic documentation of the Purple Hairstreak Pupa. The pupa has great camouflage next to the bud remains. I feel this occurrence may happen with a select few, I think that the final instar larva might be able to choose the best situation in which to pupate. It makes great sense, in the instance of Purple Hairstreak colonies, which have territories on oaks which are blocked in by other trees within a woodland complex, to adopt this method of pupating on and higher up in the canopy, without having to fall or travel to the ground. Additionally to being found in ants nests they do pupate on the trunks of oak, assuming at any height. These are all just my theories but at the very least it is plausible 😊. Great work as the first Purple Hairstreaks in the wild normally start to pupate between now and the first week of June. I'm going to guess a female will emerge, fun if I'm wrong. Has the pupa produced a silk thread to keep it attached? A bit hard to tell at that resolution.

Re: Maximus

by Maximus, 26-May-15 05:19 AM GMT

It's a very odd place bugboy, but as you say it's perfectly perfect camouflaged among the Oak buds.

Hi Jamie, yes your theories do make sense, why leave the tree if it's not necessary! I'll try to take some better shots of the pupa, I'm pretty sure that it has attached itself to the Oak with silk. I'll post them in a couple of days time. I'll also post what sex it is when it emerges 😊

Re: Maximus

by David M, 26-May-15 05:29 AM GMT

Brown Argus x Adonis Blue...

That is an incredible sighting, Mike.

Over to the geneticists to tell us whether this is a 'viable' pairing....

Re: Maximus

by Neil Freeman, 26-May-15 05:37 AM GMT

Hi Mike,

Great report and photos from Bonchurch Down 😊

I have seen male Brown Argus chasing after females of other 'blues' a few times but never witnessed an actual pairing...amazing stuff.

Cheers,

Neil

Re: Maximus

by Jamie Burston, 26-May-15 06:05 AM GMT

"Maximus" wrote:

Hi Jamie, yes your theories do make sense, why leave the tree if it's not necessary! I'll try to take some better shots of the pupa, I'm pretty sure that it has attached itself to the Oak with silk. I'll post them in a couple of days time. I'll also post what sex it is when it emerges 😊

It's all really interesting stuff, much appreciated for doing that. With my Purple Hairstreak article next year and that I'm now the Purple Hairstreak species champion for Sussex BC, I feel I need to learn as much as possible. Especially the pupa stage which is still clouded in mystery. I very much enjoy looking back on your previous rearing experiences of this species.

Re: Maximus

by trevor, 27-May-15 04:00 AM GMT

Hi Mike.

Super set of images!. What are the chances of repeating that Brown Argus triple.
Good luck with the Purple Hairstreak pupae.

Happy hunting,
TREVOR.

Re: Maximus

by Maximus, 27-May-15 07:21 AM GMT

Thanks William, I somehow missed your kind comment 😊 some Glanvilles to follow 😊

Hi David, It would be interesting to return to the IOW for the second brood Adonis, who knows what you might find!

Thanks Neil, you were at Bonchurch last year and got some great photos too 😊 I've never seen a mixed pairing before – it was amazing.

It is very interesting Jamie, I know that Purple Hairstreak are your favourite species, therefore it's great that you are Sussex BC – PH species champion. I'll try to get some extra photos on tomorrow.

Thanks Trevor, pretty slim chance I think 😊 Hopefully the Purple Hairstreak will emerge sometime in late June.

Isle of Wight (part 2)

We decided that we would spend our second day on the island visiting Wheelers Bay, hoping that the Glanville Fritillaries had begun to emerge. Arriving at the car park we noted that the wind was lighter than on our first day, so set off with a certain amount of haste along the promenade. It wasn't long before we spotted our first Glanville Fritillary perched low down on some vegetation.



We saw ten more Glanvilles as we walked along searching, some of them on the Valerian which was growing in abundance along the undercliff.










These were a mating pair which had just separated



The only female we saw



As we were taking photos we heard a familiar voice behind us and turned to find Andy Butler talking to a group of people he was just returning with from a field trip along the revetment. We chatted to him briefly about all things Glanville and he asked whether we'd seen Glanville Fritillary pupae in the wild. We said we hadn't, so he invited us to pop up to his house when we'd finished with our walk then he'd show us where he'd found some pupae in a very unusual place that very morning. When we climbed the steep steps up to his house a little while later we were amazed to see a fair number of Glanvilles nectaring on his well-planted terrace garden just below the house.



These shots were taken in Andy's garden





This discarded glove was where the larvae had pupated

Andy also managed to find us a larva which was just beginning to pupate!



We also saw 4 Common Blues, 1 Small White, 1 Large White, 1 Peacock, 1 Holly Blue, 1 female Orange-tip and 2 Clouded Yellows.



Another great day out in lovely surroundings – To be continued...

Re: Maximus

by Pauline, 27-May-15 02:53 PM GMT

Well Mike, what a great time you obviously had. Not just great shots but really unusual ones too. 🍷🍷 I can't wait for the next installment. Where ever you are planning on going next – can I come too? 😊😊

Re: Maximus

by trevor, 27-May-15 04:33 PM GMT

Hi Mike,
Those Glanville images are some of the best i've seen, Photography at Wheelers Bay is not easy, especially when a dark Butterfly settles on chalk in very bright sunshine, which were the conditions when i last went there.
How does your very yellow Clouded Yellow compare to the one in my diary ?. that one dazzled.

All the best,
TREVOR.

Re: Maximus

by Willow, 27-May-15 10:27 PM GMT

Agree with other comments Mike, fascinating reading, some really unusual occurrences...great stuff 😊

Regards,

Bill 😊

"When in doubt – venture out"

Re: Maximus

by Maximus, 28-May-15 05:52 AM GMT

It was a great time Pauline, it's just a case of right place right time 😊 next instalment follows. Not sure where next, but we've only got a two man tent 😊😊

Thanks Trevor, Wheelers Bay can be challenging for photography. Cloudies always dazzle 😊

Thanks Bill, glad you enjoyed the read.


Isle of Wight (part 3)

On our final day we decided to head to Brading Down, where we had seen, among others, plenty of Wall Browns last year. Walking across the down it was apparent that it had become fairly overgrown since our last visit. Common Blues were not so common and Dingy Skippers appeared in low numbers. The habitat however seemed to favour Holly Blues. We saw at least a dozen, mostly females of which we got some shots, although we also saw several males. We only saw one Wall, but as usual it kept going!






We also saw a Red Admiral sitting on a post, our first sighting of this species for a while!



We decided it was time to move on to Compton Bay in West Wight as this had been a rich source of various butterfly species for us last year. And indeed it was again this year, with the notable exception of Green Hairstreak, which were mostly very worn and faded!





Brown Argus are having a good year



We saw some lovely fresh Small Blues

Mating Small Heaths and Common Blues..




We saw plenty of Dingy Skippers and Common Blues..





We also found our first Small Copper and Large Skipper of 2015 - Thursday 21st May - earlier than last year!



We still have a few other shots to add to finish this posting, some butterfly related, some not, at a later date...

Re: Maximus

by millerd, 28-May-15 06:02 AM GMT

Wonderful shots from the I.o.W., Maximus. What a place to spend a few days at this time of year. 😊 I can't begin to pick out a highlight...

Dave

Re: Maximus

by Neil Freeman, 28-May-15 06:32 AM GMT

Hi Mike,

Great reports and photos from your visit to the IOW, brings back memories of being there myself last year 😊 ...can't believe that was a year ago 🤖

Cheers,

Neil.

Re: Maximus

by keving, 28-May-15 03:41 PM GMT

Nice report from IOW Maximus. I like especially like the Common Blues mating.

Regards Kev

Re: Maximus

by bugboy, 29-May-15 06:14 AM GMT

Nice reports with some beautiful photographs to match, I'm glad the Glanvilles are doing well down there 😊

Re: Maximus

by Wurzel, 29-May-15 06:54 AM GMT

Fantastic series of reports from the IOW Mike – those Glannies are something else I haven't seen one for two years now 🇧🇧 The Clouded Yellow is really Canary coloured, a really clouded YELLOW 😊

Have a goodun

Wurzel

Re: Maximus

by trevor, 02-Jun-15 05:54 AM GMT

Hi Mike,

Yes good to see more RAs. Looking forward their White cousins !, only about twenty days to wait for them.

Great report from the IOW. Brilliant Glanville images.

Best wishes,
TREVOR.

Re: Maximus

by Maximus, 03-Jun-15 12:50 AM GMT

Thanks Dave, I agree it's a great place to be in late May 😊

Thanks Neil, I remember your excellent reports from last year 😊 time really does fly 🤖

Thanks Kev, the Common Blues came in amazing shades of blue 😊

Thanks bugboy, Glanvilles appear to be doing reasonably well on the I.o.W. but it seems that they may need helping hand, to enable them to do even better 😊

Thanks Wurzel, it's a pity the mainland colonies (apart from one south of London) appear to have disappeared 😊 Canary Yellow it is then 😊

Thanks Trevor, yes not long now for WA, time's moving along so fast now 🤖

A few more shots from our trip to the Isle of Wight..



Pair of Common Blues



Brown Argus - Adonis Blue pair





Brown Argus





Ventnor, Wall Lizards – displaying some aggressive behaviour at times.



The best shot I could get of a Peregrine Falcon at Compton Down!

Re: Maximus

by William, 03-Jun-15 01:50 AM GMT

Hi Maximus,

Cracking shots, as ever! I think your last Peregrine is however, a Hobby, the thick streaking (rather than little arrow-shaped bars), double black moustache and slight orange 'trousers' are a giveaway 😊

BWs,

William

Re: Maximus

by bugboy, 03-Jun-15 02:05 AM GMT

Great shots, especially those lizards. I agree with William, your Peregrine is a Hobby 😊

Re: Maximus

by Padfield, 03-Jun-15 02:24 AM GMT

But a great picture of a hobby!

Guy

Re: Maximus

by Maximus, 03-Jun-15 02:28 AM GMT

Thanks William and bugboy, I must also thank you for the correct ID of the Hobby, with which I am in total agreement 😊

Thanks also Guy 😊

Mike

Re: Maximus

by Wurzel, 04-Jun-15 06:00 AM GMT

Great shot of the Hobby Mike, and that oen wing shot of the Brown Argus is lush 😊

Have a goodun

Wurzel

Re: Maximus

by Maximus, 04-Jun-15 07:53 AM GMT

Thanks Wurzel, I got the ID wrong on the Hobby, not being much of a birder 😊 glad you like the Brown Argus shot 😊

We recently took a trip to Bentley looking for Small Pearl-bordered Fritillaries. During our visit we found only two, we also noticed that the Pearl-bordered Frits were past their best, having been out for some time now.



Small Pearl-bordered Fritillaries

We also saw several Argent and Sable moths, which were not easy to get shots of!



Re: Maximus

by Wurzel, 05-Jun-15 06:30 AM GMT

Great Small Pearls Mike – how long ago were you at Bentley as the Smalls have only been out for a short time – I might have seen you there if it was last Saturday? Those Argent and Sable are tricky little moths 😊

Have a goodun

Wurzel

Re: Maximus

by Maximus, 06-Jun-15 06:10 AM GMT

Thanks Wurzel, we were at Bentley on 26th May so probably just caught the beginning of their emergence. Yes Argent and Sable are very tricky moths 😊 must have done three circuits of the clearing 😊

Mike

4th June - Magdalen Hill Down

Today we decided to pay our first visit of 2015 to this beautiful downland site, which, normally a 40 minute drive for us, cost us an extra 40 minutes due to roadworks at Four Marks! Although we arrived frustrated by the delay, this was soon forgotten as we entered this delightful reserve. Hot sun and not too windy, ideal conditions for supercharged butterflies, and so they were 😊 Our first sighting was a Small Blue at the side of the path, which on closer inspection was a very fresh female. Due to the hot sun they mainly kept their wings tightly closed with just brief glimpses of their upper sides. Fortunately there was some light cloud being blown across, which obscured the sun sufficiently to allow us to get some open wing shots.





We saw 50 plus Small Blues and were also able to see them roosting, and none showed any sign of reduced spotting to their undersides! We also found a single Grizzled Skipper and some Common Blues.



A lovely moth (Yellow underwing)? and some other beasts.



Golden-Bloomed Grey Long Horned Beetle (*Agapanthia villosoviridescens*)?




Cardinal Beetle (*Pyrochroa serraticornis*)?



Sloe Shield Bug (Dolycoris baccarum)?

At about 7pm we saw a Painted Lady in flight which then settled on the bare ground in front of us. We could see that she was quite faded having probably made a long journey from the Continent. Another suddenly appeared and they spiraled high into the sky together. Suddenly she was back on the ground in front of us with the other one settled nearby. We got some shots and as we made our way back along the path we spotted more Painted Ladies basking in the evening sun. We saw six in total, which must have arrived quite late in the evening as we saw none during the day, perhaps the invasion has begun 😊 😊





Basking in the evening sun, high in the ivy

Also on our way out we spotted a roosting female Orange-tip and Green-veined White.



We had a great day out in fantastic surroundings in lovely weather conditions, summer has arrived at last, maybe 😊

Re: Maximus

by William, 06-Jun-15 06:25 AM GMT

Lovely Small Blues Maximus, I was lucky enough to get down to Portland last week, never seen so many in my life! Your moth is a Burnet Companion...

<http://ukmoths.org.uk/show.php?id=5298>

They do look rather like giant versions of Small Yellow Underwings 😊

BWs,

William

Re: Maximus

by MrSpOck, 06-Jun-15 06:28 AM GMT

A lovely moth (Yellow underwing)? and some other beasties.

The Moth is a Burnet Companion Moth [BCM] a common downland moth that feeds on Birdsfoot trefoil, and often confused with Dingy Skipper,

Re: Maximus

by Katrina, 06-Jun-15 06:52 AM GMT

Beautiful Small Blue photos- the light and colours are very attractive! 😊

Re: Maximus

by millerd, 06-Jun-15 07:22 AM GMT

The fresh Small Blue female is wonderful - the coloured sheen on those wings is amazing, and beautifully captured.

Dave

Re: Maximus

by Pauline, 06-Jun-15 02:03 PM GMT

Some smashing shots there Mike, especially envious of your Painted Lady sightings but great images 📷📷

Re: Maximus

by Maximus, 07-Jun-15 08:30 AM GMT

Thanks William and MrSpOck, for the ID of the Burnet Companion. Small Blues do appear to be doing well this year, glad you saw loads at Portland, William.

Thank you Katrina, really glad you like the Small Blue shot 😊

Cheers Dave, the female Small Blue appeared to be very freshly emerged, giving the great colours.

Thanks Pauline, I'm sure more Painted Ladies are on the way 😊

Re: Maximus

by Maximus, 08-Jun-15 07:25 AM GMT

During a recent trip to a fantastic downland site, we found the following Blues, and also several day flying moths.







Adonis Blue females - mating pair - and male



Common Blue 'blue' female



Brown Argus



Yellow Shell



Mother Shipton

The butterflies are beautiful but the moths are simply stunning!!

Re: Maximus

by trevor, 08-Jun-15 04:05 PM GMT

Hi Mike,
You have achieved something i have consistently failed to do, capture that ' electric blue ' of the Adonis Blue. It's all down to lighting conditions and angle i think.(and a good cameraman !)

All the best,
TREVOR.

Re: Maximus

by Willow, 09-Jun-15 11:55 PM GMT

Just too many good images to comment on suffiently, suffice to say thoroughly enjoyed 😊 and your Hobby capture was smashing...I missed one yesterday and know from past experience how hard they are to get, well done Mike 😊

Bill 😊

"When in doubt - venture out"

Re: Maximus


by Maximus, 10-Jun-15 06:50 AM GMT

Thanks Trevor, it's just good luck 😊

Thanks Bill, glad you enjoyed the pics 😊 and yes, Hobbies are very fast flying, and difficult just to get in the viewfinder at full zoom, let alone take a shot!

9th June 2015

Today we stayed in our local area as the weather was not that brilliant. In spite of the strong, cool, north easterly wind, we still managed to find two firsts for 2015.





Marbled White





Small Skipper

We only saw a single specimen of each of these but they appeared to be very freshly emerged! We also saw several fresh Common Blue males.



And to think we almost decided not to go out 😊😅

Re: Maximus

by David M, 10-Jun-15 06:54 AM GMT

Marbled White & Small Skipper!!

Aah! Summer is truly here.

Re: Maximus

by Pauline, 10-Jun-15 02:44 PM GMT

Your diary is starting to overwhelm me Mike 😊 The diversity of species and quality of the images are stunning 🍷🍷 Some great finds recently.

Re: Maximus

by keving, 11-Jun-15 04:43 AM GMT

Maximus,

Nice Marbled White photos. It's all happening 😊

Regards Kev

Re: Maximus

by Wurzel, 11-Jun-15 06:36 AM GMT

They're coming thick and fast now Mike 😊 The third Marb is my fave as it falls into the stained glass category 😊👍
Have a goodun

Wurzel

Re: Maximus

by bugboy, 12-Jun-15 04:47 AM GMT

"Pauline" wrote:

The diversity of species and quality of the images are stunning 👍👍

Totally agree, some truly superb imagies.

Your Small Skipper pic popped up on my facebook page, BC using it to advertise them emerging 😊

Re: Maximus

by Maximus, 13-Jun-15 08:57 AM GMT

Summer is definitely here David 😊

Thanks Pauline, no need to be overwhelmed 😊😊

Thanks Kev. it's all happening 😊

Yes Wurzel, thick and fast it is 😊 soon be x*%"+mas, 🤪

Cheers buyboy, BC asked if they could use the Small Skipper shot to advertise their emergence 😊

Today we reacquainted ourselves with some Silver-studded Blues at a local site. We saw about ten males, females have obviously not yet emerged 😊😊





Re: Maximus

by trevor, 13-Jun-15 03:14 PM GMT

Hi Mike,
Beautiful SSB. images, they are on my 'to do ' list, i've always found them to be quite camera friendly,
not too much manic chasing required.

Best wishes,
TREVOR.

Re: Maximus

by Willow, 13-Jun-15 06:18 PM GMT

Superb series of images, those SSB shots are really something else...well they are SSB...I just mean the shots are...oh! you know what I mean Mike 😊 ...
😊

Regards,

Bill 😊

"When in doubt - venture out"

Re: Maximus

by Maximus, 20-Jun-15 05:45 AM GMT

Thanks Trevor, I agree that SSB's are quite camera friendly and don't move too far if disturbed.

Bill, I know exactly what you mean 😊😊

I've been unable to post recently due to problems with my computer, which is now hopefully sorted.

A recent trip to Oxfordshire, Bernwood Forest in particular, produced the goods in the form of Black Hairstreaks. We saw six in total at Bernwood and four later on at Whitecross Green Wood. Unfortunately for us, for most of the time they stayed high in the Blackthorn, only making occasional flights into lower positions, to either nectar on the abundant Privet flowers, or to sunbathe. Getting decent photos was quite difficult as they didn't stay still for long, quickly disappearing back into to the top of the Blackthorn. In the end it was down to combination of perseverance and pure luck to get some shots.



High up nectaring on Privet Flowers



Female Black Hairstreak

What struck us was the absence of other butterfly species, apart from a few Large Skippers! Where were the Ringlets, Marbled Whites and Small Skippers we saw here in good numbers last year at around the same date?

Re: Maximus

by Padfield, 20-Jun-15 06:14 AM GMT

That last female black hairstreak in particular is a wonderful shot. What a beautiful butterfly.

Guy

Re: Maximus




by David M, 20-Jun-15 06:31 AM GMT

This is a late year, remember? In south Wales we're about 10 days behind 2014 and Ringlets are still to present themselves.

Give it another week and I'm sure they'll be out in numbers.

Re: Maximus

by Wurzel, 20-Jun-15 07:05 AM GMT

  Black Hairstreak   Cracking shot!

Have a goodun

Wurzel

Re: Maximus

by trevor, 20-Jun-15 03:20 PM GMT




Hi Mike,

Like most Hairstreaks , it would seem, from your report , that the Black Hairstreaks get a kick out of teasing the photographer. Approach, aim, focus , GONE ! as soon as you touch the shutter. I've never seen a Black Hairstreak, so your hard won images are the next best thing.

Best wishes,
TREVOR.

Re: Maximus



by Pauline, 20-Jun-15 08:44 PM GMT

Hi Mike, you sounded a bit disappointed and/or frustrated at your lack of success with the BH but you have got some fantastic images of a difficult butterfly so really well done!   

Re: Maximus

by Neil Freeman, 21-Jun-15 06:08 PM GMT

Hi Mike,


Great photos of the Black Hairstreaks, you managed to get much better shots than I did at Bernwood the other day  

Cheers,

Neil.

Re: Maximus

by Willow, 22-Jun-15 12:09 AM GMT

Agree whole heartedly with the other comments Mike, that last shot is worth your visit to Bernwood/Whitecross alone 

Regards,

Bill 

"When in doubt - venture out"

Re: Maximus

by Maximus, 24-Jun-15 06:03 AM GMT

Thanks Guy, the female Black Hairstreak was a real beauty.

They are late David, I hope things pick up soon, the predicted forecast for July doesn't look too good!

Thanks Wurzel 😊

They're a right tease Trevor and they pirouette like all Hairstreaks do, nearly always ending up facing or facing away from you 😊

Thank you Pauline, we were definitely not disappointed, if it came across that way it was not intended, they're really beautiful butterflies 😊

Thanks Neil, I wasn't paying attention 😊 and therefore didn't realise that yours was your first ever sighting 😊 well done, great stuff 😊

Thanks Bill, yes absolutely 😊 😊

Today I was able (at last) to download all recent photos from my camera to my pc. Checking through all the images from the Bernwood visit, I found this BH shot which I had somehow missed!



Black Hairstreak female

Re: Maximus

by Wurzel, 24-Jun-15 06:40 AM GMT

How the hell did you miss that shot Mike 🤔? I wish my 'missed/forgotten' shots were that good! 🍀

Have a goodun

Wurzel

Re: Maximus

by David M, 24-Jun-15 07:21 AM GMT

"Wurzel" wrote:

How the hell did you miss that shot Mike 🤔? I wish my 'missed/forgotten' shots were that good!

Hear, hear.

Methinks you should take a close look at your stored images again, for if that one ended up originally on the 'cutting floor' I dread to think what else you've thus far refrained from posting!!

Re: Maximus

by trevor, 24-Jun-15 04:14 PM GMT

Hi Mike,

That's getting on for the ultimate BH. shot !. Just one image like that makes a long journey worthwhile.

Things are hotting up 😊.

TREVOR.

Re: Maximus

by Willow, 25-Jun-15 05:05 AM GMT

Black Hairstreak can prove so frustrating, but when you do manage to get a good image capture (just like your 'missed' one Mike 😊) all the frustration is completely forgotten...until next time 😊

BW's

Bill 😊

"When in doubt - venture out"

Re: Maximus

by Maximus, 01-Jul-15 05:02 AM GMT



Not quite sure how I missed it Wurzel 😊 I think I will be falling behind with my posts however, as I must now check my photos more thoroughly 😊

I will check more thoroughly from now on, David.

Thanks Trevor, just one image is all it takes 😊

BH can be very frustrating Bill, as you know. Just one good image is all you need, and the frustration fades over time 😊

Having just returned from a short trip away - report to follow - we (madly) decided to visit Alice Holt forest this evening in the 30 degree heat. Saw about a dozen very fresh and very lively Silver-washed Fritillaries but getting any images was hard work. Managed a couple of shots, but as they were nectaring in deep shade flash was needed, shutter speeds being ridiculously slow without.



We also saw this lovely Hutchinsonii Comma.



Re: Maximus

by Katrina, 01-Jul-15 06:26 AM GMT

Beautiful photos – I really like the shimmer on the silver-washed fritillaries!

Re: Maximus

by Goldie M, 02-Jul-15 03:09 AM GMT

Great shots of the SWF, they brings back memories of Bently Woods where we saw them last year, great holiday we had. Goldie 😊

Re: Maximus

by Wurzel, 02-Jul-15 06:01 AM GMT

Loving the lustre/sheen on the Silver-washed, really does look like it's been bathed in precious metals 😊😎

Have a goodun

Wurzel

Re: Maximus

by Maximus, 02-Jul-15 08:35 AM GMT

Thank you Katrina, the SW Fritillaries were very fresh and the camera flash has highlighted the silver washings on the underwings nicely.

Thanks Wurzel, it's a precious – metal – butterfly 😊

We recently spent a couple of days at Gloucestershire Wildlife Trusts fabulous Daneway Banks nature reserve. Due to the publicity this site has received both in the press and on TV, since our visit last year, we fully expected to find it full of other butterfly enthusiasts. So we were pleasantly surprised when we arrived and found we had it to ourselves! This was true during most of our visit apart from the Saturday and when GWT were conducting field trips with about ten to fifteen participants. Apparently Large Blue numbers are down on last year (although we were informed that plenty of eggs are being laid) but we still recorded 10+ per day and volunteers walking transects were recording almost twice that number. Fully open wing shots were not easy to get, possibly due to the hot weather with bright sun, but we managed a few. During our visit we also bumped into some of the Large Blue re-introduction team and a very patient Dave Simcox answered our questions regarding the progress of their ongoing work. We also encountered two camera teams and Iolo Williams appeared at the top of the bank asking if we'd seen any Large Blues, perhaps there's a Springwatch special featuring Large Blues at Daneway in the pipeline?



Misty morning at Daneway









Two in the same frame



A spider caught this Large Blue



Ovi-positing female

However there's more to Daneway than just Large Blues...

Re: Maximus

by Pauline, 02-Jul-15 02:16 PM GMT

Beautiful photos of the Blues Mike and those SWF are stunning when they are as fresh as that 😊

Re: Maximus

by trevor, 03-Jul-15 03:32 AM GMT

Hi Mike,
Stunning Butterflies, and images to match.

TREVOR.

Re: Maximus

by bugboy, 03-Jul-15 04:51 AM GMT

There's been some really nice piccies of these beauties turning upon here recently, yours join them, that first open wing shot is something really special!

Re: Maximus

by Wurzel, 03-Jul-15 06:05 AM GMT

Carcking shots of the Large Blue Mike 😊 It reminds me that I need to sort mine out, not even hours in the day – I think I need a 'leap month' 😂😂

Have a goodun

Wurzel

Re: Maximus

by Neil Freeman, 04-Jul-15 03:20 AM GMT

Some lovely Large Blues from Danewood Banks Mike, a site that I have yet to visit...maybe next year. Mind you I always seem to say that and when next year comes I end up somewhere else 😊😊

Cheers,

Neil.

Re: Maximus

by Goldie M, 04-Jul-15 03:52 AM GMT

Hi! Mike , I love how the deep blue of the Butterfly looks so striking, I also love the close up shot, I think seeing the face of the Butterfly like that brings the photo to life. Goldie 😊

Re: Maximus

by Willow, 04-Jul-15 05:59 AM GMT

Superb set of top quality images Mike, you've done Danesway Bank...and the wonderful **Large Blue** proud 😊

BW's

Bill 😊

"When in doubt – venture out"

Re: Maximus

by Maximus, 05-Jul-15 07:58 AM GMT

Thank you Pauline, I'm sure you will soon have some images of really fresh SWF 😊😊

Thanks Trevor 😊

Thanks bugboy, glad you like that shot!

Cheers Wurzel, I think you may need a leap two months at least 😊😂

Thanks Neil, there's always loads of sites to visit, it's deciding which to visit in the time available which is the problem 😊😊

Thank you Goldie, I like the close up shot for the same reason as you do 😊

Thanks Bill, I'm glad you think we've done so 😊😊


During our visit to Daneway we were lucky to bump into Andy again, if you read this Andy we had a great chat, great to see you again and thanks! We also bumped into Brian Arnold and the guys from Swanage and it was great to hear the first hand account of the discovery of the Map and European Swallowtail butterflies they found in Dorset last year. Thanks for e-mailing the brilliant photos across Brian.

In addition to Large Blues, Daneway is great for other species and although we didn't see them in the same numbers as we did last year, there were still plenty of Marbled Whites...



Male and Female Marbled White







...and others..




Small Heath



Very fresh Grizzled Skipper



Large Skipper



Small Skipper



Ringlet

It's a lovely site and it's great to see the Large Blues. A big thanks to GWT and the Large Blue re-introduction team 😊

Re: Maximus

by Pauline, 05-Jul-15 02:59 PM GMT

Gorgeous Marbled White shots Mike 🍷 – and I see you brought a souvenir back for Wurzel 😊😊

Re: Maximus

by Goldie M, 06-Jul-15 09:14 PM GMT

Lovely Marbled Whites Mike, also SH, I didn't know Grizzled Skippers were still about, that's great a fresh one too, I might catch one yet Goldie 😊

Re: Maximus

by Maximus, 07-Jul-15 04:53 AM GMT

Thanks Pauline and Goldie, I was surprised at seeing such a fresh Grizzlie Goldie, you may just get one 😊

Re: Maximus

by millerd, 07-Jul-15 06:40 AM GMT

Lovely photos, Maximus. The Grizzlie is a real surprise – could it conceivably be a second generation? I wonder how early they were here this year.

Dave

Re: Maximus

by Maximus, 07-Jul-15 08:55 AM GMT

Thanks Dave, the fresh Grizzlie was a real surprise and could possibly be a second generation individual? We saw our first Grizzlies on 20th April in Hampshire!

Re: Maximus

by Wurzel, 08-Jul-15 06:20 AM GMT

Beautiful shots Mike 😊 I'm not sure what one is the souvenir though? 😊

Have a goodun

Wurzel

Re: Maximus

by Maximus, 09-Jul-15 05:01 AM GMT

Thanks Wurzel, I'm not 100% sure, is it the MW underside 😊

Mike

Re: Maximus

by Wurzel, 09-Jul-15 05:10 AM GMT

I reckon you could be right – I couldn't tell if it was that cracker or the Small Heath with slightly unusual spotting and dew on the wing edges plus I checked and double checked for a Hedge Brown 😊

Have a goodun

Wurzel

Re: Maximus

by Maximus, 09-Jul-15 07:41 AM GMT

One of three male Grayling seen on 6th July, it's amazing how the year is speeding by!



Re: Maximus

by Pauline, 09-Jul-15 02:36 PM GMT

Lovely! 🍀 That's what I'm hoping to see today 😊

Re: Maximus

by Maximus, 11-Jul-15 08:45 AM GMT

Great Pauline, hope you see some soon.

Silver-studded Blues are now beginning to fade away very fast. We photographed these fairly recently at our local SSB heathland site, while they were still looking fresh. They're stunning little butterflies and are one of our all time favourites, the female has particularly lovely blue studs on her underwings!





Re: Maximus

by Wurzel, 13-Jul-15 12:45 AM GMT

Cracking shots with some stunning colours on the female SSB Mike, not so much of a little boring brown job when the light refracts like that 😊
Have a goodun

Wurzel

Re: Maximus

by Katrina, 13-Jul-15 01:02 AM GMT

I agree, great photos and the colours are really intriguing on the open wing shot 😊

Re: Maximus

by Willow, 13-Jul-15 03:44 AM GMT

Some super portraits of a beautiful blue Mike 😊

BW's

Bill 😊

"When in doubt - venture out"

Re: Maximus

by Butterflysaurus rex, 13-Jul-15 05:11 AM GMT

Great set of SSB's there Mike, you've almost got a full house! All you need is a mating pair, having said that you've probably got a photo of that tucked away in your archives already. 😊

ATB

James

Re: Maximus

by Maximus, 21-Jul-15 08:47 AM GMT

Thanks Wurzel, I agree SSB's are definitely not boring, particularly when the females upper wings catch the light just right 😊

Thanks Katrina, I'm glad you like the female SSB open wing shots 😊

Thank you Bill, the SSB is a very beautiful blue 😊

Thanks James, the mating pair is tucked away in last years archives 😊

I've not posted for a while due to other commitments, so I have some catching-up to do 😊

A recent trip to Denbies hillside looking for Chalk hill Blues produced the goods. Numbers seen were low when compared to previous years, but it was just great to see them again. Most were male but we did spot two females, perhaps more are yet to emerge?





Chalkhill female






Other species seen...



Common Blue



Small Copper



Dark-green Fritillary





Gatekeeper with no apparent hindwing spots



Denbies

Re: Maximus

by Goldie M, 21-Jul-15 08:21 PM GMT

Cracking shots Mike, but i like the Small Copper shots the best I think all though it's hard to choose they're all so good Goldie 😊

Re: Maximus

by Maximus, 22-Jul-15 08:55 AM GMT

Thanks Goldie for your kind comments 😊 I like the Small Copper shots too, because it's only the second SC I've seen this year 😊😊


Several recent walks around our local area, have given us some great butterfly sightings and all just five minutes from home.



Female Ringlet




Male Comma



Male Gatekeeper



Female Large Skipper



Stunning Female Red Admiral – several seen



Three male SSB where we least expected them



Ovipositing Small Skipper

Re: Maximus

by Katrina, 23-Jul-15 01:43 AM GMT

Fantastic closed wing Red Admiral. I have not noticed all the different colours before!

Re: Maximus

by Wurzel, 24-Jul-15 05:49 AM GMT

Stunning shots as always Mike, especially the closed wing Red Admiral 😊

Have a goodun

Wurzel

Re: Maximus

by Willow, 24-Jul-15 06:40 PM GMT

Too many well taken images to decide on a particular favourite Mike, lets just say I like em' all, but especially those **Chalkies**...there I go!...I've gone and picked a favourite now 😊😊

BW's

Bill 😊

"When in doubt - venture out"

Re: Maximus

by Maximus, 31-Jul-15 05:15 AM GMT

Thanks Katrina, I'd also not noticed the beautiful array of colours on the Red Admirals underside before.

Thanks Wurzel, the Red Admiral is a stunning butterfly, wings open or closed 😊

Thanks Bill glad you like the Chalkhill Blues 😊

Our local area continues to surprise us with some great butterfly sightings.



Mating Small Whites



Small Skipper




Meadow Brown



Brimstone

Our garden count is also going well, with visits from some species for the first time.



Essex Skipper – first sighting in our garden



Gatekeepers have been common in our garden this year



Large White on Bindweed flower



Small White



Beautiful pristine Peacock

Re: Maximus

by David M, 31-Jul-15 05:17 AM GMT

Essex Skipper in the garden!!!! 🤩

That's a great spot, Maximus. You lucky boy!

Re: Maximus

by Wurzel, 31-Jul-15 06:23 AM GMT

I second that Mike, I did have a Small back when I had a garden but never an Essex 🍷

Have a goodun

Wurzel

Re: Maximus



by Maximus, 02-Aug-15 05:46 AM GMT

Yes David, the Essex in the garden was a lucky lucky sighting indeed 😊

Thanks Wurzel I'm sure you didn't have too small a back when you had a garden 😂 Glad you had a Small Skipper though 😊 😊

In praise of the Painted Lady

A toss of the coin set us on a course to Magdalen Hill Down. There are many other sites in Hampshire which can provide rich pickings at this time of the year, but MHD it was. Walking up to the site it was obvious that, as usual, the wind was stronger than forecast. Reaching the top of the site the first butterfly we spotted was a beautiful Painted Lady, which we'd come here hoping to find. We soon found several more looking much fresher than ones we'd seen earlier this year. Getting a photo was not that easy, the bright sun and strong breeze made them difficult to approach, and even when they settled for any length of time it was mostly on the Field Scabious which was swaying wildly in the wind. However, with perseverance we managed a few shots...







Re: Maximus

by millerd, 02-Aug-15 06:09 AM GMT

Lovely Painted Ladies, Maximus. The first one especially is beautifully marked. 😊

Dave

Re: Maximus

by Wurzel, 02-Aug-15 06:59 AM GMT

Beautiful images Mike, that last one in particular is mighty fine 🍷 😊

Have a goodun

Wurzel

Re: Maximus

by David M, 02-Aug-15 07:16 AM GMT

Whilst not an out and out Painted Lady 'year', this species seems to be fairly widespread in 2015. I shall keep a sharp eye out for it over the coming weeks.

Re: Maximus

by Pauline, 05-Aug-15 02:47 AM GMT

Some really lovely shots there Mike of Painted Lady. I must try to pay that site another visit as it seems to be delivering quite regularly 🍷

Re: Maximus

by Neil Freeman, 05-Aug-15 04:21 AM GMT

Hi Mike,,

A lovely selection of Painted Ladies, I particularly like the first one with the dark markings. Also the beautiful Peacock in the previous post 😊

Cheers,

Neil

Re: Maximus

by Maximus, 13-Aug-15 05:31 AM GMT

Thanks Dave, the first Painted Lady was beautifully marked, which you spotted straight away 😊

Glad you liked the last one Wurzel, it was great against the sky 😊

Definitely not the Painted Lady year that was forecast, David, but there a quite a few about none the less 😊

As you've shown with your photos, Pauline, MHD is a great site to visit at any time 😊

Thanks Neil, the first Painted Lady had very dark markings and was a real stunner 😊 so was the Peacock 😊

In addition to the Painted Ladies, we also saw the following species during our recent visit to Magdalen Hill Down.



Male Small Blue



Female Small Blue on Kidney Vetch



Second brood Small Blues, including two mating pairs



Plenty of second brood Holly Blue – but hard to get any shots



Mating Gatekeepers



Red Admiral - var. bialbata

Re: Maximus

by Maximus, 13-Aug-15 08:47 AM GMT

Returning from a short break, (non butterfly), we discovered that our garden was host to some second generation Holly Blues. I don't find it particularly easy to get good photos of them as they're always so active, but did manage a few shots. There were both male and female present, but they were not keen to open their wings as the weather was never quite right. They were nectaring on both bramble and another small shrub which has just begun flowering in our garden, not sure what it is!





by Goldie M, 14-Aug-15 11:24 PM GMT

Lovely Holly Blues Max and your Small Blues are great too, I don't think I've seen mating Gate Keepers before at least since I've been home they've put in an appearance so I'll look more closely. Goldie 😊

Re: Maximus

by Pauline, 16-Aug-15 02:54 PM GMT

Fabulous Holly Blue shots Mike. I love the one on the blackberry – very autumnal. Your shots are always so well composed with backgrounds which complement 😊


Re: Maximus

by Maximus, 18-Aug-15 04:55 AM GMT

Thanks Goldie, there's still plenty of Gatekeepers around, so you've still time to see a mating pair this year 😊

Thanks Pauline, autumn is not that far off now 😊 It was great to bump into you today, (for the first time this year), I didn't see your comment until this evening. What a brilliant chat Cathy and I had with you at Noar regarding all things lep 😊😊

From the weekend



*Common Blue male in the *@%ssing rain on Friday*

Re: Maximus

by Wurzel, 18-Aug-15 06:27 AM GMT

Just catching up Mike – great Blues – Small, Holly and he last one the Common looks like it's almost crying in the rain 😊🌧️

Have a goodun

Wurzel

Re: Maximus

by Goldie M, 18-Aug-15 11:43 PM GMT

Love the colour of the Common Blue Mike Goldie 😊

Re: Maximus

by Butterflysaurus rex, 19-Aug-15 05:19 AM GMT

Some great Small and Holly Blue photos there Mike! 😊 I liked your sequence of Painted Ladies too.

All the best

James

Re: Maximus

by Maximus, 21-Aug-15 08:13 AM GMT

Thanks Wurzel, the Common Blue was crying in the rain, so was I 😊😞

Common Blues are underrated Goldie, they're beautiful butterflies 😊

Thanks James 😊 a couple more painted Ladies to follow 😊

On a recent visit to Noar Hill, our first for a while, we bumped into Pauline at the top of the track. After a quick chat and catch up we headed into the reserve looking for Brown Hairstreaks. It wasn't long before we saw one in flight but that was it, however another enthusiast showed us a photo of a male taken on his mobile, which we had just missed 😞 Fortunately Noar Hill supports a fabulous variety of butterfly species so we relaxed and just enjoyed some of these 😊 Brown Hairstreaks seem to be emerging later this year, so we'll make a return visit very soon, weather permitting?



Very few Brimstones compared to last year



Obliging Small Heath – up off the ground for once!



Meadow Brown, chilled for a change



Red Admirals seen in low numbers this year



Common Blue mating pair



The first Small Blue I've ever seen at Noar Hill!



Fresh Essex Skipper





Two lovely Painted Ladies, the second one really fresh, however the promised 'invasion' has yet to happen!

Re: Maximus

by trevor, 21-Aug-15 02:12 PM GMT

Hi Mike,

Lovely selection of summer species, and images to match. BHS. has avoided me this year too.

For me Red Admiral sightings have been average, but Small Tortoiseshell only seen in low numbers.

Good BHS.hunting 😊

TREVOR.

Re: Maximus

by Maximus, 28-Aug-15 05:39 AM GMT

Thanks Trevor, I know you've seen them now 😊

On another visit to Noar Hill last Friday in search of Brown Hairstreaks we bumped into Pauline at the bottom of the track. As we chatted a BH flew over our heads and settled on some Cow parsley on the other side of the lane. Pauline tried for a shot but a wasp disturbed the BH and it disappeared over the hedge never to be seen again! Pauline told us that she had seen seven BH during the morning and this was her eighth! She then went off for some refreshment, (it was a very hot day), before heading home, and we headed up into the site. Although we searched for five hours we saw no more BH but at least we did see plenty of other beautiful butterflies.



A rare sight for us in the second half of 2015



Painted Ladies, we've seen a few this year





Brimstone numbers appear to be building



Surprise of the day for us was this mating pair of SWF!

Re: Maximus

by Goldie M, 28-Aug-15 11:02 PM GMT

Fantastic photos especially the mating pair Mike Goldie 😊

Re: Maximus

by Wurzel, 30-Aug-15 06:23 AM GMT

Carcking shots Mike 😊🇮🇪 Silver-washed do seem to be holding on this year whereas the Small Tortoiseshells seem to have disappeared 😊

Have a goodun

Wurzel

Re: Maximus

by Maximus, 03-Sep-15 05:02 AM GMT

Thanks Goldie, we were surprised by the mating pair, as it was quite late in the season 😊

Thanks Wurzel, SW Frits are doing ok this year, but Small Torts are very thin on the ground 😊

Especially for Jamie Burston, I finally found the record shot of our only reared Purple Hairstreak of 2015, a female, in the rearing cage just before release.



Re: Maximus

by David M, 03-Sep-15 05:20 AM GMT

Beautiful specimen.

Re: Maximus

by Jamie Burston, 03-Sep-15 07:54 AM GMT

"Maximus" wrote:

Especially for Jamie Burston, I finally found the record shot of our only reared Purple Hairstreak of 2015, a female, in the rearing cage just before release.

Thank you so much Mike! That just made my day 😊 What a beauty, really stunning with the glossy sheen, great job!

To answer your question about the flowering plant in the garden with the Holly Blue, it is a Snowberry bush. I found out from Susie that females will also lay their eggs on it, with it being a great year for them it might be worth checking for emerging larva.

Many thanks, Jamie

Re: Maximus

by Goldie M, 05-Sep-15 04:45 AM GMT

Fantastic Purple Hair Streak Max , love it Goldie 😊

Re: Maximus

by bugboy, 05-Sep-15 05:22 AM GMT

Some great shots recently. It's always nice to see a nice fresh Purple Hairstreak 😊

Re: Maximus

by Maximus, 12-Sep-15 05:29 AM GMT

I'm glad the photo of our reared female Purple Hairstreak made your day Jamie 😊

I'm very glad you liked the Purple Hairstreak too, Goldie 😊

Cheers bugboy, and it's even nicer to see (and photograph) one in the wild, as you did at Bookham, great stuff 😊

As the weather forecast for Thursday 10th September (yesterday) was looking good, we decided to make a last ditch effort to find and photograph a Brown Hairstreak at Noar Hill, after several earlier failed attempts. Initially our search revealed nothing. Conditions were almost perfect, but once again a gusty wind, a feature of our recent Summers it would seem, was doing it's best to spoil things. We searched the triangle, normally a good area for BH's, but found none, so we moved on up the site to a very sheltered chalk pit which has been good for us in the past. Meadow Browns gave us the odd BH false alarm, and good numbers of these were nectaring, some very fresh. Eventually, after some searching I spotted a Brown Hairstreak nectaring low down on a yellow Daisy. As I moved in for a photo she flew up onto a small Blackthorn and began the familiar pirouetting so typical of BH females looking for somewhere to deposit their eggs.



The first female looking for an egg laying site on Blackthorn



The freshly deposited egg, and Spider



Resting up after egg laying

During the morning we saw six different females all ovipositing, the most we have ever seen at low level at Noar Hill!







Although perhaps not the freshest female Brown Hairstreaks (it is almost the middle of September) we were thrilled to see them 😊 and their eggs bode well for next years population 😊

Re: Maximus

by Wurzel, 14-Sep-15 05:15 AM GMT

Cracking shots Mike, the more mature Brostreaks certainly wear it well 😊

Have a goodun

Wurzel

Re: Maximus

by Butterfysaurus rex, 14-Sep-15 05:22 AM GMT

You're really doing the Hairstreaks justice there Mike! Wish I'd been there to see the Purple HS close up. I've yet to see one at close quarters. Great shots of the BHS's as well!

ATB

James

Re: Maximus

by Neil Freeman, 15-Sep-15 04:15 AM GMT

Hi Mike, some great Brown Hairstreak photos there 😊

I have only seen one this year and that was more by accident than design...I must try harder with this species next year (mind you, I think I said something similar last year).

Cheers,

Neil.

Re: Maximus

by Maximus, 18-Sep-15 05:15 AM GMT

Cheers Wurzel, a little old fashioned I may be, but they do wear it well 😊


Thanks James, both BH and PH are lovely butterflies, I'm sure you'll catch up with them both next year 😊

Cheers Neil, you'll always miss out on some species, it's difficult to find time for everything 😊😊

Just before the weather changed (for the worse) we paid a visit to Old Winchester Hill NNR to (hopefully) find some Silver-spotted Skippers and second brood Adonis Blues. On a beautiful sunny morning we'd walked only five minutes from the car park and we'd seen both species! The Adonis Blue males were hard to miss as they stood out like shining blue beacons in the grass and all appeared very fresh. I hope that their population will increase here, as the number we saw across the site was low! The Silver-spotted Skippers were mostly quite worn but we did manage to find a couple of fresher females. There also appeared to be very good numbers of this dainty little butterfly across the site.



A little bit faded Silver-spotted Skipper nectaring on Autumn Gentian



A much fresher female
We saw eight Adonis Blue males.





We also saw male and female Chalkhill Blues in reasonable condition and some female Adonis Blues.





Glad we made the most of the good weather as it's now fairly grim.

Re: Maximus

by David M, 18-Sep-15 05:16 AM GMT

There's life in the butterfly season yet! Lovely images of some beautiful butterflies.

Re: Maximus

by Goldie M, 19-Sep-15 12:18 AM GMT

Lovely Butterflies Max, You've got two there I really envy Adonis and Silver Spotted Skipper 🍷s Although I've shot them before I'd still like to get better photos of them ,I'll have to wait until next year now 😊😁 Goldie 😊

Re: Maximus

by Wurzel, 20-Sep-15 05:59 AM GMT

Lovely Silver Spots Mike 😊 , I'm a little tired so I'm finding it difficult to link a song lyric in tonight 😊

Have a goodun

Wurzel

Re: Maximus

by Maximus, 22-Sep-15 05:29 AM GMT

Yes David, there's still a little bit of life left in the 2015 season.

Thanks Goldie, I'm sure you'll get some better shots of them next year 😊

Thanks Wurzel, I can't think of one to link in either 😞 😊

While spending time at Noar Hill looking for Brown Hairstreaks, I was sidetracked (once again) by the amazing colour variations between female Common Blues. So as I did last year, I took photos of different individuals, in order to illustrate this.



Two fairly 'normal' brown individuals









various shades of blue

Re: Maximus

by David M, 22-Sep-15 05:48 AM GMT

Fantastic sequence there! It's amazing how much variability there is amongst these females.

Re: Maximus

by bugboy, 22-Sep-15 06:20 AM GMT

You found some particularly lovely ladies there, 50 shades of blue!

Re: Maximus

by Wurzel, 22-Sep-15 06:24 AM GMT

A lovely set of Blues Mike 😊 Some are almost mariscolore in colour and the variation is great to see, I wonder what the adaptative advantage the different colour forms have?

Have a goodun

Wurzel

Re: Maximus

by Butterflysaurus rex, 23-Sep-15 05:47 AM GMT

It seems to have been a particularly good year for striking female Common Blues Mike. Those are real beauties. The variations have been quite pronounced making them a real joy to see.

ATB

James

Re: Maximus

by Goldie M, 24-Sep-15 01:00 AM GMT

Some really lovely Butterflies Mike and a striking variation of colours , great shots Goldie 😊

Re: Maximus

by Maximus, 26-Sep-15 07:23 PM GMT

Thanks David, their variability always amazes me.

Very nice ladies bugboy, isn't fifty shades of blue an erotic film title?

Cheers Wurzel, almost mariscolore, but why would females want to look like males?

Hi James, female Common Blues are real beauties, I find the variations fascinating.

Thank you Goldie, glad you like the Common Blue variations 😊

The promise of good weather on Wednesday found us heading down to Kent at stupid o'clock in the morning. Arriving at Dungeness at around 8am we were surprised at the numbers of birders already there. We had no idea at the time that they were all hoping to see an exotic American arrival to the UK, the Arcadian Flycatcher. There was a cool breeze when we got there, but once in the sheltered areas out of the wind we found our first Small Coppers. In the main they were fairly worn, but there were some much fresher individuals which we took full advantage of. About mid-morning we bumped into another UK Butterflies member, Hoggers. It was lovely to meet you and thank you kindly for pointing us in the direction of the radiata that you had just found, a first for us and very much appreciated.







The female radiata had some damage to a hind wing



A shot that shows you're never too old for love!



A lovely 'blue' female Common Blue

As we were overdosing on Small Coppers, having been starved of them so far this season, we forgot how fast time was slipping by. By the time we reached our main destination it was 2.30 pm and I cursed myself for not having been more disciplined. As we walked onto the site our first sighting was surprisingly a Small Copper. The SC was quite flighty and as we tried to get a shot it took flight and disturbed a blue butterfly from under our feet. It was obvious straight away from the size, shape, colour and the rapid twisting flight that we'd just seen our first Long-tailed Blue of 2015! The bad news was that it disappeared over the cliff edge not to be seen again. However, just a few metres on I spotted a second blue butterfly nectaring on a Scabious flower. It flew off and settled on a grass stem close by. As I crawled slowly in on hands and knees I saw a beautifully fresh Long-tailed Blue with wings closed. I was really over the moon as this was only my second close up view of a LTB, the other being in 2013, but as I tried to take a shot it took flight and I lost sight of it. A full two hours of searching failed to relocate it, and a search of the site failed to reveal any more. We stayed locally intending to return the next morning, but it was bucketing down so we headed home. As I didn't get a photo I'm posting an image of the LTB I saw in 2013 at the same site. At least we now know there's at least two LTBs in Kent, but in reality there's probably a whole lot more.



Kent 2013

Re: Maximus

by Hoggers, 26-Sep-15 11:00 PM GMT

Brilliant report, Maximus – Great to meet you both and I'm delighted that you caught up with the radiata!

Best wishes,

Hoggers

Re: Maximus

by Goldie M, 27-Sep-15 02:44 AM GMT

Sorry you missed out on the LTB's Max, but at least you've seen them and got photo's to prove it from 2013, a lot more than most of us have 📷📷
Goldie 😊

Re: Maximus

by Wurzel, 27-Sep-15 05:45 AM GMT

Sorry the LTB evaded your lens Mike, mind you with the radiata already in the bag perhaps it was a case sometimes getting what you need? 😊

Have a goodun

Wurzel

Re: Maximus

by David M, 27-Sep-15 06:40 AM GMT

Given the weather forecast for the next few days, further opportunities to see Long Tailed Blues should be available.

Good luck.

Re: Maximus

by Maximus, 30-Sep-15 07:16 AM GMT

Thanks Hoggers and Goldie 😊 Wurzel, you could well be right about how much you need to get 😊 Having had time to think about it David, there are probably not enough LTB's to make another visit worthwhile 😊

Re: Maximus

by Maximus, 04-Oct-15 06:03 AM GMT


A day out in the glorious October sunshine, in the Hampshire Avon valley, found me hard pressed to follow the piscatorial enticements or the obvious lepidoptera and various other attractions!



Pristine Small Copper



Fresh Comma



Faded Red Admiral



Little Egret?

Re: Maximus

by Wurzel, 05-Oct-15 04:28 AM GMT

Cracking shots Mike and that is indeed a Little Egret – they used to be considered a rarity (I remember twitching a pair at Arne 24/25 years ago 🤩) but now breed all over the place – if only the same could be said for Camberwell Beauties 😊😊

Have a goodun

Wurzel

Re: Maximus

by Maximus, 05-Oct-15 08:25 AM GMT

Thanks for the Egret ID conformation Wurzel and how times change 🤩 I sometimes dream of Camberwell Beauties, I once knew one 😊😊