

Re: ChrisC

by ChrisC, 19-Jan-11 04:32 AM GMT

well i finally took the plunge and bought the popular lumix fz38. so the first clear night for a while i thought i would have my first ever attempt at a few night shots. i even had to manual focus 🤪 and change shutter speeds etc. what a learning curve this is going to be. But being my first time i was quite pleased with the results (although still rubbish 😊) now i just have decide what lenses. roll on a decent days weather and something to try the macro out on.



chris

Re: ChrisC

by Padfield, 19-Jan-11 05:05 AM GMT

Hi Chris,

I think I might well have been outside photographing the moon at exactly the same time as you... I had to double-take when I saw your post because I have exactly the same picture! Funny thought.



I've also done quite a bit of star photography recently, including getting Uranus on 4th Jan, very close to Jupiter.

Guy

Re: ChrisC

by ChrisC, 19-Jan-11 05:13 AM GMT

well they say great minds think alike 😊 I didn't do so well with Jupiter. probably a bit too much to ask on a first attempt 😊



Chris

Re: ChrisC

by Susie, 19-Jan-11 05:15 AM GMT

Hey, look who's appeared from hibernation! Glad to see the new camera is getting some use already. Lovely shots and not rubbish at all. 😊

I've never tried photographing the moon before I don't think, I'll have to give it a go. I'll be getting Uranus before you know it, just like Guy.

Re: ChrisC

by Padfield, 19-Jan-11 05:23 AM GMT

Here's a link (so as not to fill your thread with other pictures) to my pic of Jupiter, with Callisto bordering it below and Ganymede above:

<http://www.guypadfield.com/images2011/jupiteruranus111.jpg>. Io and Europa are in front and behind the planet, so invisible. Uranus is the 'star' off to the right of Jupiter. Because it looks just like a faint star you need good planetarium software to identify it (its position relative to Jupiter changes every night). Stellarium is by far the best, in my opinion, and it is free. This is the Stellarium screenshot I used to confirm Uranus:

<http://www.guypadfield.com/images2011/jupiteruranusstellariumscreen.jpg>.

I used 5 seconds exposure and 12 x zoom. EDIT : 1 second exposure – sorry if anyone tried to copy with 5 – the moons leave trails.

Happy star shooting!

Guy

Re: ChrisC

by ChrisC, 20-Jan-11 06:37 AM GMT

tried another go at jupiter but probably stretching the cameras abilities too far i think, i did catch 3 moons around jupiter tonight though so better than yesterdays effort. 😊



sorry it's not butterflies, the novelty will wear off soon i'm sure. 😊

Re: ChrisC

by Padfield, 20-Jan-11 07:17 AM GMT

Top left to bottom right: Callisto, Europa, Ganymede. Io is in the glare of the planet.

Guy

Re: ChrisC

by David M, 21-Jan-11 02:45 AM GMT

"ChrisC" wrote:

sorry it's not butterflies, the novelty will wear off soon i'm sure. 😊

Not at all. This is highly interesting stuff.

Correct me if I'm wrong, but isn't it on the record that Jupiter's Galilean moons can be seen with the naked eye under favourable conditions?

Re: ChrisC

by millerd, 21-Jan-11 03:18 AM GMT

"Possibly!" would seem to be the answer... <http://adsabs.harvard.edu/full/2001JALPO..43b..35H> This is an interesting read on the subject...

Dave

Re: ChrisC

by ChrisC, 21-Jan-11 03:54 AM GMT

thanks for the extra info chaps. you'll be pleased to know i'm having a night off but i am looking forward to the moon dimming a bit for some more star action 😊 Chris

Re: ChrisC

by David M, 21-Jan-11 04:38 AM GMT

I presume you're using a tripod for these 200 million mile pics?

Re: ChrisC

by Susie, 21-Jan-11 04:41 AM GMT

The moon at 6pm tonight appeared huge just above the horizon and was a bright orangey red. Does anyone know why? Dust in the atmosphere perhaps?

Re: ChrisC

by Pete Eeles, 21-Jan-11 05:04 AM GMT

"Susie" wrote:

The moon at 6pm tonight appeared huge just above the horizon and was a bright orangey red. Does anyone know why? Dust in the atmosphere perhaps?

It's an optical illusion. See http://en.wikipedia.org/wiki/Moon_illusion.

Cheers,

– Pete

Re: ChrisC

by Pete Eeles, 21-Jan-11 05:04 AM GMT

"Pete Eeles" wrote:

"Susie" wrote:

The moon at 6pm tonight appeared huge just above the horizon and was a bright orangey red. Does anyone know why? Dust in the atmosphere perhaps?

Regarding size – it's an optical illusion. See http://en.wikipedia.org/wiki/Moon_illusion.

Cheers,

– Pete

Re: ChrisC

by Padfield, 21-Jan-11 05:10 AM GMT

The size and the colour are two separate effects. The size is said to be an illusion, though I've never made the measurements myself to check. Those who have say that the angular diameter of a low moon is the same as that of a high moon, but the mind interprets the former as being huge because of its comparison to objects on or towards the horizon. The mind has a remarkable ability to focus attention on very small parts of the visual field when these present interesting details and this magnifies things in the background. The colour is for real. The sunlight reflected from the moon is white – i.e., is a mixture of visible wavelengths from red to violet. But light from a low moon, skimming the earth to reach your eye, passes through a considerable length of atmosphere, which refracts and scatters differentially according to the wavelength. Red light is least bent when passing through a refractive medium and also least scattered by particles in the atmosphere (like dust, as you suggest). Thus, under certain conditions, it predominates in the spectrum that reaches your eye. Blue light is refracted and scattered the most, making blue moons very rare!

Guy

Re: ChrisC

by Jack Harrison, 21-Jan-11 07:00 PM GMT

It should be easy to test the illusory phenomenon of the moon seeming to be bigger when near the horizon. Take photos at exactly the same zoom settings and then count pixels. I suspect that part of the “large moon” illusion comes from the fact that when it's near the horizon, refraction “squashes” the shape and compresses it vertically. Maybe we instinctively think that the vertical size is correct so by comparison, the width looks big.

I have been very impressed with the colour of the moon since I had my left-eye cataract surgery last week. I had appreciated that previously the blue end of the spectrum was getting filtered out so even when the moon was high in the sky, it looked decidedly yellowish (as if through weak sunglasses). Now with a lovely new clear Acrylic lens, the moon really has become a silvery moon. (*Mind you, it's still slightly yellowish with the right eye but that's not due to be repaired for a year or two*).

Jack

Re: ChrisC

by ChrisC, 22-Jan-11 03:33 AM GMT

"David M" wrote:


I presume you're using a tripod for these 200 million mile pics?

I most certainly am using a tripod. I tried without and not a cat in hells chance 😊

Re: ChrisC

by ChrisC, 28-Feb-11 12:22 AM GMT

i'm getting twitchy now with spring round the corner, frogswan in members gardens, a celandine flowering in the garden today and reports of sand martins arriving is all getting too much. I have now dived in the deep end big time (big time for me anyway) and ordered some lenses for my lumix. So in preparation for their arrival next week and with water being the order of the day this wet weekend i thought i'd have another play. i have the members on this forum to thank for this as normally i wouldn't dare take it off the Auto setting but with this camera i have messed around quite a bit. I'm not saying the results are any good but i can assure you they are good for me 😊 here's a couple from today. lost the focus a bit on the 2nd one 😞



not very interesting subject matter i know but got me out of the house briefly,

Chris

Re: ChrisC

by ChrisC, 05-Mar-11 04:13 AM GMT

well the lenses for the lumix arrived and i duely spent a few hours with them on their arrival, not a decent picture among them and a very disillusioned me at the end of it, so i gave the camera a break for a few days and then spent an hour mucking about with it and a 5p last night. I like to think with a small degree of success. this one being one of the better ones. (uncropped and semi hand held)



I just hope for some good weather so i can get out after something living (but not too lively). I'm no fortune teller but i do think i'm going to have fun and games trying to get any decent DOF. (bring back my old 3.1mp Nikon point and shoot) It sure is a steep learning curve. roll on warm sunny days.

Re: ChrisC

by Susie, 05-Mar-11 06:07 AM GMT

Amen to that.

Keep it up, you're getting there.

Re: ChrisC


by ChrisC, 05-Mar-11 06:54 AM GMT

😊 thanks Susie.

Re: ChrisC

by ChrisC, 05-Mar-11 09:25 PM GMT

and so the learning continues, half hour out in the garden today and the realisation of how important good light and no wind are for macro, mind you i'm probably trying to run before i can walk with the camera but you know what it's like when you get a new toy 😊 probably could do with cropping the pictures etc but they aren't that sharp yet 😊





Re: ChrisC

by Jack Harrison, 05-Mar-11 10:40 PM GMT

ChrisC:

...and no wind are for macro...

I don't like using flash but flash does stop movement caused by wind shake beautifully. Needs to be used with discretion though.

Jack


Re: ChrisC

by ChrisC, 09-Mar-11 05:01 AM GMT

messed around with various settings in the garden again today. got a couple of birds in flight to the feeder but on full zoom the quality is lousy 😊




But while i was out there i rescued this eyed ladybird from the pond.



i noticed when i lightened this up and zoomed in could just about make out his eyes, not something i recall seeing on a ladybird before



and as it was preparing for take off i caught a glimpse of folded wings.



but alas still no butterflies.


Re: ChrisC

by ChrisC, 13-Mar-11 05:56 PM GMT

more messing around in the garden. an avoidance to the real world of sky news and the japan images. anyway, more messing around in the garden. despite 7 butterfly sightings not one pic.... yet. instead it was the feeder again. this crop of a chaffinch best of the bunch



you never know, by the time the butterflies start i might have got the hang of it. getting familiar with the camera certainly helped get the next raven record shot, i hear them regularly but don't fly over the garden very often. only managed 3 before it disappeared but still pleased i got something at the distance the bird was.



and before i send any readers off to sleep with my non-butterfly entries, just one more. this 7-spot ladybird with what to me looks like condensation under the wing cases. macro, even as poor as mine, certainly opens up a whole new world.



Re: ChrisC

by ChrisC, 14-Mar-11 05:46 AM GMT

i now keep the camera to hand and this chap caught my eye while watching the rugby, it's been females until today.



had another quick crack at the moon tonight too.



Re: ChrisC

by ChrisC, 17-Mar-11 07:19 AM GMT

what did you learn today? I learnt the little bright spot on the moon (on the left) is called Aristarchus crater which also led me to find out who he (Aristarchus) was. I never expected having a camera to be such an education. 😊




Re: ChrisC

by ChrisC, 28-Mar-11 02:41 AM GMT

well the butterflies are around now but very flighty so the macro lenses came out today. i'm very pleased with the results as only resting on walls and the floor so better to come hopefully with tripod and timer. and a record shot of a new ladybird for me and the garden, this one an 11-spot(approx 4-5mm).



pond skater



zebra spider



and a wolf spider just to show the different eye arrangement



Re: ChrisC

by ChrisC, 03-Apr-11 02:27 AM GMT

inspired by susie and others. thought i'd have another go with the HD video on the lumix but with the macro lens on. this small fly came out ok apart from an out of focus bit in the middle. looking at new smaller tripod maybe even just a bean bag, hand held just doesn't do it.

<http://www.youtube.com/watch?v=tmHLdHjR7TE>

Just have try out editing, and file size etc.

so much to learn. including embedding the movie into the forum (susie how do you do that?)

Re: ChrisC

by Jack Harrison, 03-Apr-11 03:23 AM GMT

That's a remarkable good close up video. It almost makes house flies (if that's what it is) seem to have character.

Jack

Re: ChrisC

by Susie, 03-Apr-11 03:53 AM GMT

Oh I like that! Most excellent 😊

Add the link and then right click it to highlight and use the "video" button which is on the top right hand side of the post box.

Voila!

<http://www.youtube.com/watch?v=tmHLdHjR7TE>


Re: ChrisC

by ChrisC, 03-Apr-11 10:06 AM GMT

thanks Jack, i'm pleased to say that this chap was at least half the size of a house fly. no more than 7mm i'd say here is a still pick i took (cropped)



and it was really a weird day, no butterflies were settling the lens too close up for bee fly and it was only when i really looked that i could see anything to photograph in the bad light these 2 pollen beetles and a spiderling were all on the same dandelion, pretty much invisible to the standing up naked eye.





so. . . so far this year out of all the photos(and there have been hundreds if not thousands)i still only have one peacock.
thank you susie for the embedding advice
roll on sunny weather 😊 Chris

Re: ChrisC

by ChrisC, 10-Apr-11 05:43 AM GMT

my first hurried attempts, will have to decide now whether to keep the macro lens on. the lenses i have magnify too much to fit butterflies in, so more shopping required.





my first ever pics of a either male or female Orange tip. was chuffed to get both. first large red damselfly and speckled woods in the garden.

Re: ChrisC

by Jack Harrison, 10-Apr-11 03:11 PM GMT

Many people find that deliberate underexposure , say 1 stop, is beneficial. This is particularly useful when photographing whites.

jack

Re: ChrisC

by ChrisC, 10-Apr-11 04:34 PM GMT

thanks for the tip jack.

i only managed 5 shots of the orange tips combined and that was the only one of the brimstone all on auto setting. and as you say all the others were ver much washed out. the other problem i found on the auto setting was getting the camera to focus on the butterfly in the first place. the one with the bluebell she had her face buried in the flower so couldn't have seen me, i was inches away, no zoom, but the camera just wouldn't focus. I was probably being over enthusiastic in gettingthe pic too which doesn't help 😊 . still more practice for using the controls required.

Chris


Re: ChrisC

by ChrisC, 11-Apr-11 04:38 AM GMT

A new garden tick for me today, was working in the garden for a change but it was short lived.



hissing sid .. an evil snake



thankfully it was very very docile, well practically not moving in the shade. so it was put into bucket and walked to the herpetological trust reserve 3 minutes away from the back gate. a friend (his first "wild " adder) and i who both share an appreciation for nature sat and watched it warm up and slither away. not everybodys cup of tea i know but it certainly felt an honour to meet this creature. one of those "wow" moments. the rest of the day was an anti climax after that. Even the first holly blue.

Re: ChrisC

by Susie, 11-Apr-11 05:34 AM GMT

Awesome!

Did you say 'have no fear, for I alone shall volunteer!'

Re: ChrisC

by ChrisC, 11-Apr-11 06:09 AM GMT

more like follow me and ran head first into tree. glad to know i'm not the only beaky fan 😊

Re: ChrisC

by EricY, 12-Apr-11 02:02 AM GMT

Lucky you, I have been all over Norfolk in past 3 weeks during suitable weather looking in well known spots for them & not seen any. Plenty of people tell me they have seen them but unfortunately not me! Eric

Re: ChrisC

by ChrisC, 12-Apr-11 03:04 AM GMT

Hi Eric, i do think myself lucky. it's only my 2nd in 42 years. (first at Goonhilly in the middle of the road, was most impressed the bus driver stopped and moved it)

here's just a short bit of film upon it's release.

<http://www.youtube.com/watch?v=dbCcexyFGfo>

Re: ChrisC

by Susie, 12-Apr-11 06:45 AM GMT

"ChrisC" wrote:

more like follow me and ran head first into tree. glad to know i'm not the only beaky fan 😊

There is a difference between being aware and being a fan.

Re: ChrisC

by ChrisC, 16-Apr-11 04:41 AM GMT

The chiffchaff was back last weekend quite a tame little thing until i get the camera out

http://www.youtube.com/watch?v=5JwBs2R_RJ4 blink and you'll miss it.

It was when i made this that i saw the giant silver reflective LUMIX on the front of the camera shine back at me from the window, no wonder things aren't keeping still, it'll be interesting to see if black tape or marker pen will make a difference.

Found an expired dotted bee-fly in the garden which is nice to know they are around.



And a new plant in the front lawn. it has the smallest flowers i have seen 2-3 mm. Changing forget me knot. turns yellow to blue.



Re: ChrisC

by ChrisC, 18-Apr-11 03:23 AM GMT


well i pretty much spent the afternoon taking pics in the garden today ended up being about 430 photos (got to love digital) most of which were trying to get a hover fly in flight even after all that though this was the best i got 😊 so for now i think i'll call it a day trying that one.



3 first for the year for the garden
14 spot ladybird (or i call them the smiler),




Bush cricket nymph, (i never knew they had Antennae that long)



and saw this Large red take it's maiden flight from the pond



And last but by no means least I even managed just the one butterfly




Various other weevils and spiders but really just having a good time being out watching it all go on.

Re: ChrisC

by ChrisC, 20-Apr-11 08:38 AM GMT

well i do like to set myself a challenge, and tonights while i was out in the garden with the moth light, was to get a pic of a bat, i know i had no hope getting it focused or anything but just to get one in frame would be an acheivement for me. in among the 80 odd pics (many just of a black sky) i managed a few very very blurry ones. there were a couple of near misses.



but was really chuffed with this blurry one.



which is a crop from this one.



it looks like a lot of sky to try and catch them in but i know i didn't find it easy nigh on impossible with any zoom. no doubt my camera settings were all wrong but I had fun 😊 I even caught 13 species of moth which considering the conditions wasn't too bad. 😊 this one while the moths are few and far between i may try again.

Re: ChrisC

by Susie, 21-Apr-11 03:29 AM GMT

The one with the bat in the middle of the picture looks quite eerie. You can clearly see the bones through the wings.

Re: ChrisC

by Lee Hurrell, 21-Apr-11 04:28 AM GMT

Indeed, it looks like half photo, half x-ray!

Re: ChrisC

by ChrisC, 23-Apr-11 03:32 AM GMT

Martin Down at midday today and Grizzled skipper, small copper, various whites, orange tip, Brimstone, peacock, red admiral, speckled wood all too flighty for any decent photos. so came back to the garden. sitting minding my own business when a beautiful damsel. . . ok ok demoiselle paid the garden a visit. allowed me some lovely close up views, shame i'm a naff photographer and couldn't make the most of it. here's how intimate we got 😊



Then a game of hide and seek out the back gate



with a common heath moth, led me to bump into these 2 playful beetles giving each other piggy back



even the legs and antennae are colourful.

really just a day of brief encounters, but each one as enchanting as the next.

Re: ChrisC

by ChrisC, 23-Apr-11 09:01 PM GMT

Oh My God. in 42 years i have never ever seen such an abundance of insects as i did this morning. i went to a local wood to see the bluebells



at some points there was a constant buzz in the air, Phenomenal.

<http://www.youtube.com/watch?v=hoFYL-grnao>

after reading sussex kippers 100's of longhorns there were groups like this must be in the 1000's around some of the trees

<http://www.youtube.com/watch?v=mOgDrlq4QX8>

even down at eye level

<http://www.youtube.com/watch?v=5g9Cnf0xciE>

Bearing in mind that this was all going on at just gone 9am this morning (only 1 speckled wood and one Brimstone seen on the way back to the car). the weekend just gets better and better

Re: ChrisC

by ChrisC, 01-May-11 04:39 AM GMT

after another good day out at the workshop, i came home and checked my email to find that my record of the spider *Philodromus margaritatus* was agreed. only the 42nd british record since 1890. found in the garden too. so i was very pleased with that to say the least. all in all a very good day. 😊 and here it is.



Re: ChrisC

by Susie, 01-May-11 04:41 AM GMT

You haven't gone over it with the roller while decorating, have you? 😊

Congratulations, that's a great find! 😊

Re: ChrisC

by trapican, 02-May-11 05:50 AM GMT

"ChrisC" wrote:

<http://www.youtube.com/watch?v=5g9Cnf0xciE>

Seems like some moth of *Adelidae* for me ([url=http://ukmoths.org.uk/show.php?bf=150:xfh16fjj]Adela reaumurella?[/url:xfh16fjj])

Re: ChrisC

by Lee Hurrell, 02-May-11 09:13 PM GMT

"ChrisC" wrote:

after another good day out at the workshop, i came home and checked my email to find that my record of the spider *Philodromus margaritatus* was agreed. only the 42nd british record since 1890. found in the garden too. so i was very pleased with that to say the least. all in all a very good day. 😊

Nice one Chris!

Are they here but rare, in small numbers and remain undetected, or do they somehow travel here?

Cheers

Lee

Re: ChrisC

by ChrisC, 03-May-11 05:53 AM GMT

thanks for looking guys. to answer your question Lee, i have no clue 😊 i have had others in the garden just as "rare" now that the distribution maps are online. as with everything it can depend on how many recorders are there are out there. many other groups are unrecorded, sawflies, tachinids, ichneumons etc. but as digital cameras and internet access have become household items the more records are coming in. it wasn't until i found my first white crab spider (*Misumena vatia*) in the garden that i really got interested. and then when i did start looking they are more common than i ever knew.

so with my new lens for butterflies on order i carried on having fun with the macro lenses.





and the first time i have seen mites on a damsel unfortunately i only noticed as i was putting the pic in the recycle bin,



Re: ChrisC


by Lee Hurrell, 03-May-11 09:57 PM GMT

I think that's the scariest set of images I've ever seen! 😬😱 (shudder)

Re: ChrisC

by ChrisC, 04-May-11 03:41 AM GMT

scary? i thought they were quite cute 😊 i do have some that i wouldn't like to meet in a dark alley.
nursery web (pisaura mirabilis)



Re: ChrisC

by Susie, 04-May-11 03:52 AM GMT

Crab spiders are the scariest. Those long arms just dying to give you a big hug and then

Re: ChrisC

by millerd, 04-May-11 04:32 AM GMT

"Susie" wrote:

Crab spiders are the scariest.....

This one was lying in wait for Orange Tips.

Dave



Re: ChrisC

by ChrisC, 04-May-11 04:59 AM GMT

i'm waiting for those to mature before i get a pic of one of those 😊 how about wolfy? 😊



Re: ChrisC


by Susie, 04-May-11 05:23 AM GMT

A spidy teddy bear!

Re: ChrisC

by ChrisC, 08-May-11 07:03 AM GMT

Glad to say we had a fair bit of rain today, but between the showers i thought i'd get a bit of practice in. the Bowles mauve the main attractor.



but new for the garden was a tree bee. *Bombus hypnorum*



and yesterday a Brimstone took a fancy to the red campion. the campion a bit washed out though. so practice still needed.



Re: ChrisC

by ChrisC, 15-May-11 04:09 AM GMT

first one is for all those with garlic mustard in your gardens. this one of the longhorns to watch out for that likes to settle on it. (i was only checking on the orange tip caterpillar)



and speaking of longhorns, there were hundreds if not thousands of these around my local wood today. used the flash to try and get the full effect of the antennae



and what to me looks like a mini mini longhorn though actually isn't (wingspan 7-8mm) and a first for me a red head with blue eyes



it was a great walk, not far but 3 and half hours around woods without bumping into anyone has to be a good thing right. I found a buckthorn with at least 10 brimstone caterpillars on it, i'm hoping this downy emerald was standing guard over them, was hard to see this let alone get a pic, arms at full stretch, sun in the eyes trying to see the LCD so when i saw this result i was well pleased. no competition winner but only the 2nd time i've seen one



there you go.... a spider free entry 😊 the only butterflies seen were speckled woods and Brimstone.

Re: ChrisC

by ChrisC, 24-May-11 03:18 AM GMT

with only a short walk around the forest this weekend i thought i'd have a look for my neglected spiders 😊 this one has only 61 UK records (this is my third, but first outside of the garden) and looking at this camouflage is it any wonder. I only got to it by following the silk. Anyway UKB meet *Araneus angulatus*



and i have been practicing even without my lens with the butterflies last week





Re: ChrisC

by Susie, 25-May-11 12:28 AM GMT

That spider's camouflage is AMAZING! 🤩

Re: ChrisC

by ChrisC, 25-May-11 03:12 AM GMT

She is a beauty isn't she. 😊

Breezy down at Durlston today but i need the practice 😊 my best small heath even with the grass



try to ignore the cuckoo spit, i didn't see it "in the field"



Don't care about the distractions don't often see them side by side



and i even tried some with the dcr lens



and when i got home this tatty peacock stuck around for a portrait



Re: ChrisC

by Susie, 25-May-11 05:42 AM GMT

So are you using a new lense for butterflies now? Nice small blues.

Re: ChrisC

by ChrisC, 25-May-11 06:45 AM GMT

thanks Sue, the lens i used for the last 4 is the one I have been using for the spiders. i don't know if the butterflies were feeling lazy, distracted or my field skills are improving 😊 but they allowed me to get very close. none of the four are cropped and some of the detail missing on resizing. I couldn't believe they were so obliging especially the peacock. these aren't cropped either. bit of camera shake on the last one unfortunately. I didn't know they had hairy eyes 😊



Re: ChrisC

by ChrisC, 25-May-11 07:49 AM GMT

Swallow Dive

I watched a couple of swallows taking a bath from the hide today too.



score 7 out of 10



score 6 out of 10
definitely bathing as no sooner had they done this they sat on a nearby branch preening



Re: ChrisC

by ChrisC, 28-May-11 06:42 AM GMT

found a reasonable sized female *Misumena vatia* this evening, will have another go tomorrow when she's in the sun,



looks quite innocent really



and i just can't resist having a go at these guys



Re: ChrisC

by Lee Hurrell, 29-May-11 05:35 PM GMT

"ChrisC" wrote:

looks quite innocent really

No she doesn't.... 😊

Re: ChrisC

by ChrisC, 02-Jun-11 08:23 AM GMT

well the lumix close up lens has arrived. and, after having my first mess around with it, i'm quite impressed though i haven't really had too much of a chance have a play with it for butterflies, nor spiders i hasten to add 😊 the only thing i could find apart from bees in the garden was hovers so i thought i'd have a go. one trick i have noticed from playing with the camera is with conversion selected you can't use the flash, not sure if this is because of shadow being cast but anyway.... i didn't have conversion on to take these so i could use the flash, hand held, and uncropped. not perfect focus i know and composition i wasn't even thinking about hence the subject not being exactly in the right place 😊 these were at 1/1300 and i know it goes to 1/2000 but i'll have to consult the manual to remind me. i like to think it's progress 😊



Re: ChrisC

by Jack Harrison, 02-Jun-11 03:15 PM GMT

With the FZ38 But you CAN use flash simply by not selecting the CONVERSION mode.

The main purpose of CONVERSION mode is to ensure that extreme wide angle is inhibited and therefore you don't get vignetting, that is the tunnel vision effect where the corners are dark. Instead, select conversion OFF and just use that little button on the top labelled AF/AF Macro (flower symbol) as required (normally to AF Macro) and shot away, with or without flash.

I don't in fact use the official close-up lens but a simple add-on achromatic (2-element) lens which is a lot cheaper and does exactly the same thing. I only realised about the *conversion/mode no flash interconnection* when I was discussing this with Susie at Denbies earlier in the year.

Jack

Re: ChrisC

by Piers, 03-Jun-11 05:16 PM GMT

"ChrisC" wrote:

with only a short walk around the forest this weekend i thought i'd have a look for my neglected spiders 😊 this one has only 61 UK records (this is my third, but first outside of the garden) and looking at this camouflage is it any wonder. I only got to it by following the silk. Anyway UKB meet *Araneus angulatus*

Now you're talking; what a beauty!

A. angulatus is an 'NS' species ('Nationally Scarce' formerly 'Nb') which means that it although not quite 'RDB', it occurs in only 16-100 hectads of Great Britain. Couple that with its specific habitat requirements and particularly cryptic camouflage and you have a top class find there Chris!

The species is pretty much confined to the coastal counties of Southern England (rarely occurring more than 30 miles in land (although there are a couple of exceptions))

That's a truly excellent spot Mr. C. 😊

Re: ChrisC

by ChrisC, 04-Jun-11 06:58 PM GMT

I know i was chuffed with it.. but wait.... there's more. 3 nights ago.....

my shed has done it again too with this cryptic beastie. it's a spider eating spider and yet so small. this just looked like a bit of detritus in the web of another spider only 2-3mm, took a pic and zoomed in to get a better look and sure enough *Ero aphanus*(RDB2 but becoming more widespread).





but now i'm off to search for butterflies, well i'll start out after butterflies 😊

Re: ChrisC

by Susie, 04-Jun-11 07:00 PM GMT

You have a knack for finding very special things 😊😊 Have a grand day and hope to see loads more photos in your diary later.

Re: ChrisC

by Piers, 04-Jun-11 07:27 PM GMT

Chris that's amazing, your shed deserves SSSI status! 😊 Ero are a heroic group, absolutely fascinating. More spider action please Chris!

Re: ChrisC

by ChrisC, 04-Jun-11 11:52 PM GMT



what makes this chap so special you ask, he is my first and I didn't have to get in the car to go and see him, he was all on his lonesome a 5 minute walk from my back gate. first time i've seen them out the back, got about 20 pictures of him ranging from terrible to okish. 😊

<http://www.youtube.com/watch?v=db3SPibpaCc>

Re: ChrisC

by ChrisC, 05-Jun-11 08:21 AM GMT

the other thing i found today was a small colony of what i think are *Odynerus spinipes* wasps, and they actually make a mud chimney to the hole/burrow. also present investigating the chambers was this cuckoo wasp *Chrysis viridula*. terrible pic this one and heavily cropped but it shows a burrow and a chimney with the cuckoo and now i know they are there i intend to go back better equipped.



and with all the excitement i forgot to post this one from last weekend, terrible light and right down among grass tussocks but this shows mums dedication.



i don't get very far very quickly out walking, can't imagine why 😊

Re: ChrisC

by ChrisC, 12-Jun-11 07:29 PM GMT

another quick hour at martin down yesterday. not much flying at 10.00. still managed a few shots.

another attempt at small heath, a better picture than usual for me of one of these but still that blade of grass 😊



male common heath, must have pressed the flash button as it fired for this one, the light was that bad at times, some moths certainly know how to show off thier antennae



i know ... another chimney sweeper but i was surprised at the gold dusting on this one, not sure if it goes as they get older



and i'm sure a better photographer would have had a field day with this little guy. I know i enjoyed wayching him.



and following on from dilletantes Meadow brown, i had put the gear away as i was nearing the car park and i know this is heavily cropped and a terrible photo but the light showed off this meadow brown so well that i had to try to get it. by the time the camera (no time for a lens) was out of the bag i only got this shot, it really was a stunner. so my lesson there was don't put the camera away til your in the car no matter what the weather.



Re: ChrisC

by Wurzel, 13-Jun-11 12:40 AM GMT

Some great shots – I like the way that your skipper shot is from side view. I was at Martin Down too yesterday, from about midday on and it was terrible, and then just as I was giving up there was a break and there was loads of stuff about. I too managed to get (a much worse) picture of the moth so thanks for identifying it for me! 😊

Have a goodun

Wurzel

Re: ChrisC

by ChrisC, 17-Jun-11 07:44 AM GMT

thanks for the kind words Wurzel, weather permitting i'm going to try slop bog myself at the weekend.

unlike Susie with her abberations, i just seem to find abominations, i had no idea they did this.



and i just love this old tree but i just couldn't get a picture that would do it real justice.



Re: ChrisC

by Piers, 18-Jun-11 03:14 AM GMT

^^^That slug! Chris that is quality footage to capture! Well done fella. 😊

Re: ChrisC


by ChrisC, 18-Jun-11 04:05 AM GMT

thanks Piers. i do have some video funnily enough 😊 i uploaded a few last night. <http://www.youtube.com/user/ccourtuk#p/u>


Re: ChrisC

by ChrisC, 18-Jun-11 11:36 PM GMT


a scouting trip to sovell down this morning. in just over an hour i got soaked in 3 showers but between the showers i managed to find a few butterflies.your challenge is to guess which i found down the rabbit hole sheltering from the rain







and a pair of burnets before and after a shower



was quite pleased as i wasn't expecting to see any butterflies with the weather.

Re: ChrisC

by Mark Colvin, 19-Jun-11 12:44 AM GMT

I also got soaked this morning but at least you saw something! How about a Small Tortoiseshell in the rabbit hole though the underside of the forewing doesn't look quite right?

Re: ChrisC

by ChrisC, 19-Jun-11 01:17 AM GMT

i had it down as a small tortoiseshell but i only got a brief glimpse before it disappeared in there. perhaps it's the subspecies madhatterus 😊
forgot to add the only Ringlet pic i managed.



Re: ChrisC

by Susie, 19-Jun-11 02:09 AM GMT

"ChrisC" wrote:

your challenge is to guess which i found down the rabbit hole sheltering from the rain

You managed to fit down a rabbit hole! 🤪 we'll have to start calling you Alice

Re: ChrisC

by ChrisC, 19-Jun-11 08:14 PM GMT

the tea parties aren't much cop though sue 😊

so i made it to slop bog this morning, windy and cloudy (distinct lack of shadows) with the odd bit of sun. so i knew my results wouldn't be too good but they are still an improvement on my old camera 😊





anyone know what plant this one is on?

and you know i can't resist a moth if i see one. this one is the rather local purple bordered gold *Idaea muricata*



Re: ChrisC

by 59 SPECIES, 19-Jun-11 09:51 PM GMT

Chris - I think the Common Blue is on Orpine - Sedum or Stonecrop family - it likes light soils.

Re: ChrisC

by ChrisC, 20-Jun-11 02:04 AM GMT

thanks 59 i'll take a look .
CHris

Re: ChrisC

by 59 SPECIES, 20-Jun-11 02:25 AM GMT

Sorry about that Chris – SSB

On closer inspection I'm not so sure it is Orpine. The leaves look too small. I'm pretty certain it is from the Crassula family though.

Re: ChrisC

by ChrisC, 20-Jun-11 02:33 AM GMT

thank goodness for that on both counts, i don't really like to correct or disagree but. . . . 😊 i did plant native orpine in my old garden and seemed to remember it had very sedum like leaves. the mystery remains 😊 Chris

Re: ChrisC

by Susie, 20-Jun-11 03:08 AM GMT

What were the leaves like, thyme like or succulent? I cant make out the detail in the pic.

Re: ChrisC

by ChrisC, 20-Jun-11 04:28 AM GMT

apparently it's the emerging flowers of cross leaved heath, ironically, because of the leaves, the first thing i looked up. good fun this nature malarky 😊
thanks all.
Chris

Re: ChrisC


by ChrisC, 21-Jun-11 05:02 AM GMT

heard all the talk and thought i'd see for myself what all the fuss was about down at Southwater. conditions far from ideal but still managed a few pics.






I even had a "Padfield" moment 😊 . need to take the close up lens off for this really



and could have done with some sun for this as the flash reflection detracts but you have to try these things





along with Silver washed frit and white admiral seen I can see the attraction. a lovely site.

Re: ChrisC

by Padfield, 21-Jun-11 05:25 AM GMT

That first raindrop shows a knapweed reflected in it – beautiful.

If you can get a butterfly on a flower reflected in a raindrop I will be in awe of you! 😊

Guy

Re: ChrisC

by ChrisC, 21-Jun-11 05:30 AM GMT

don't hold your breath for that one Guy 😊

Chris

just one more from today



Re: ChrisC

by Susie, 21-Jun-11 07:24 AM GMT

Very pretty, as are all of your images from today. You must have had better light than me. 😊

Re: ChrisC

by Lee Hurrell, 26-Jun-11 12:51 AM GMT

Fantastic raindrop pics Chris!

Cheers

Lee


Re: ChrisC

by ChrisC, 27-Jun-11 05:56 AM GMT

3 hours in the wood this morning, and what can i say, the more i visit the more i fall for it. not many pictures taken as everything was so mobile. First to check off the list was a purple hairstreak, then white admiral and silver washed frit, meadow browns, ringlets, in large damp clearing there were marbled whites, large and small/essex skipper, the odd comma, GV white, red admiral and just to top my day off nicely was a painted lady. at one point by the clearing i just sat and watched it all going on. fantastic.



as close as i could get to shots of of these 2



and had to look twice at this chap, only using 4 of 6 legs.




Re: ChrisC

by ChrisC, 03-Jul-11 03:52 AM GMT

it was one of those days today, cloudy and the frits and admirals nowhere to be seen i was on my way back to the car when i heard animal footsteps coming towards me, could only be a deer i thought so i ducked down and i could even see the foliage parting as it headed towards me, frantically unscrewing the the close up lens off the camera ready for the shot of a lifetime when the HUGE ruddy great cows head appeared. I can safely say it was even more surprised to see me than i was to see it as it turned tail and ran. i couldn't help but laugh out loud. unfortunately no pic or video either, it would have been a classic. so some pictures of the afore mentioned woods



as you can see the understorey is quite dense in places



quite open in others


<http://www.youtube.com/watch?v=Qyl36rQd3zl>

this is the meadow taken last week. today it was alive with meadow browns, marbled whites, ringlets and skippers and making photos impossible

millions of grasshoppers and crickets which jumped into whatever i wanted to get a picture of.



i did get some skippers but that's all



Re: ChrisC

by ChrisC, 04-Jul-11 12:23 AM GMT

what a difference a bit of sun makes. i couldn't resist another tree shot and i did see deer today but no cow thankfully





Re: ChrisC

by Susie, 04-Jul-11 01:28 AM GMT

Smashing silver washed frits and white admiral. 😊

Re: ChrisC

by ChrisC, 06-Jul-11 06:29 AM GMT

with the paucity of any sun and butterflies i thought i'd have another go at inflight shots of other orders. it's amazing how they know to just keep that extra inch further away the little beggars 😊 these were the best of the bunch, i try not to crop but with these i had to. with some sun and less zoom i'm still hopeful of better with the lumix.





Re: ChrisC

by Lee Hurrell, 06-Jul-11 06:39 AM GMT

Love the second one Chris, I don't think I've ever seen a hoverfly's wings!

Cheers


Lee

Re: ChrisC

by ChrisC, 09-Jul-11 04:39 PM GMT

thanks Lee, i have to admit clicking on the other 2 they don't look anywhere near as good. i'll have to see if that's the cropping etc

i thought i would do my usual garden buddliea patrol last night, a lone pine hawk among the many visitors. this time of year i'm always looking out for glow worms and 2 nights ago i got my first so had to check on her again last night. she wasn't glowing so well.



so i put the torch on her hopeful to see a male but what i got was a bit of a surprise



personally i don't if she was avoiding get run over, biting off a bit more than she could chew on the dinner front or climbing on for lift. so much goes on after dark 😊

Re: ChrisC

by ChrisC, 09-Jul-11 08:55 PM GMT

chuffed and sad at the same time with this one. this was probably the last major tick that i can expect in my garden. it was cloudy and windy, i was trying to get a hummingbird hawk moth at the time when i saw this come in. it didn't hang around for long but hopefully it'll come back on a sunny day. i'm down to waiting for small and essex skipper now.



Re: ChrisC

by ChrisC, 11-Jul-11 12:40 AM GMT

been an interesting weekend for the garden, as well the white admiral yesterday which did put in a brief appearance this morning. the first silver washed have been in, red admirals max count 4, brimstones, whites the odd fly through ringlet. even a holly blue came in for some buddliea action.






even managed to finally catch a reasonable hummer



another thing i've always wanted to see after seeing the evil face on shot in the books is a beewolf *Philanthus triangulum* this female was giving this bee the cuddle of death if you check out the rear ends.



last but not least continuing the cruel nature theme was this *Achaeranea lunata* a new spider for the garden but it's carrying around a friend that will unfortunately be it's demise.



i think that'll do for now 😊

Re: ChrisC

by Wurzel, 11-Jul-11 03:41 AM GMT

That Bee-wolf shot is great, any ideas of the identity of the spiders "little friend"?

Have a goodun

Wurzel

ps - I want your garden! 🍷

Re: ChrisC

by Susie, 11-Jul-11 05:27 AM GMT

Nice fresh female swf you have there, jammy begger.

Re: ChrisC

by ChrisC, 11-Jul-11 07:11 AM GMT

Wurzel, it's certainly an interesting garden, added common lizard to the list of visitors last week but no pic. spiders little friend i would be guessing at *Polysphincta tuberosa* but not really looked into it.

A female you say sue? hmmm may have to plant some more violets 😊 i must confess to not really paying much attention to the sex.

chris

Re: ChrisC

by ChrisC, 15-Jul-11 07:20 AM GMT

well what can i say, not too many butterflies in the garden when i get home from work but red admiral, large skipper and peacock seem ever present. I've also been graced with the presence of hummingbird hawk moth every evening this week around 6.30-7.00. not improved on my last picture though. but this entry is just about a few other things that i watch and wonder at. new life.

This is either campion or lychnis caterpillar, just about still fitting inside the seed head



something new to me this year were barkflies/ barklice
these are some of the many nymphs? i found on the fence



as with all the winged insects they too have to inflate the wings



an adult at a full 3-4mm tentitively identified as the rather scarce *Blaste quadrimaculata*



and so on to my shed. it has been great fun watching the coming and going on this so far this year. an example he loitered for a couple of days (i'm assuming same species as the same happened on the other side of the apex)



the eggs were laid and she stood guard



and now for the new life.



It's *theridion* but which i don't know for sure

i apologise it isn't butterflies but you know. . . i just can't help looking. 😊

Re: ChrisC

by Susie, 16-Jul-11 02:57 AM GMT

Well I can't comment for anyone else but I love your pics and videos and hope they keep coming. They're always fascinating. I've never seen bark flies before, I didn't even know they existed. I must admit to having developed tunnel vision a bit when I am out and about and seem to mainly concentrate on the butterflies. I am obviously missing a lot. I'll check the campion at dusk because I always used to get campion moth caterpillars so they should be

there this year.

Re: ChrisC

by Gibster, 16-Jul-11 03:19 AM GMT

Hi Chris, my first post on your Diary!

Just to echo other's sentiments, a superb Diary and don't worry if it isn't always butterfly-orientated. Plenty of other Diaries already doing just that, lol.

For anyone interested in barkflies have a look at <http://www.brc.ac.uk/schemes/barkfly/key/A.htm>

All the best,

Gibster.

Re: ChrisC

by ChrisC, 16-Jul-11 07:47 AM GMT

Thanks for the link Gibster i fear now i know about them i'll be looking at tree trunks even closer than i do now. my walks just got even longer. and thanks for the encouraging comments both of you. i do feel a little guilty sometimes (doesn't stop me posting though 😊)

Re: ChrisC

by ChrisC, 18-Jul-11 02:28 AM GMT

in the garden between showers red admiral, comma, peacock, large white, large skipper and humming bird hawk , and even something i don't ever recall seeing nectaring on the buddliea before.... a speckled wood (terrible picture but just a record shot)



also managed a walk out the back , my first gatekeeper, small and large skipper, marbled white, ringlet, meadow brown, even a reasonable small heath, and a lone grayling put in an appearance.





and probaly the most complete mushroom i have seen for a long time normally there is a chunk out of them somewhere 😊



Re: ChrisC

by Susie, 19-Jul-11 11:16 PM GMT

Happy birthday, old chap. Wishing you many happy returns of the day. 😊

Re: ChrisC

by ChrisC, 20-Jul-11 04:39 AM GMT

chap would have done, no need for the old 😊 thanks Sue 😊

Re: ChrisC

by Susie, 20-Jul-11 06:19 AM GMT

Just rubbing it in 😊

Re: ChrisC

by Piers, 20-Jul-11 06:43 AM GMT

Happy birthday Mr.C...

"Susie" wrote:

Just rubbing it in 😊

Now that sounds like a worthy birthday treat. 😊

Re: ChrisC

by Lee Hurrell, 20-Jul-11 06:58 AM GMT

Many happy returns Chris! 😊

Cheers

Lee

Re: ChrisC

by ChrisC, 20-Jul-11 07:25 AM GMT

thank you lee and piers 😊

had a quick scout around the garden this evening to see what was about and one of the half a dozen labyrinth spiders was sunning herself and looking in pretty good shape



there were a few other spiders around too but i'll spare any readers those. but keeping with the arachnid theme this tiny harvestman didn't have much of a life, the john hurt scene in Alien maybe not so far fetched for this chap.



and i'm afraid this 2mm arachnid didn't last long after this photo was taken. everyone's favourite.



and to leave you on a happy note, still at least 3 red Admiral in the garden



Re: ChrisC

by Susie, 20-Jul-11 03:30 PM GMT

"Piers" wrote:

Happy birthday Mr.C...

"Susie" wrote:

Just rubbing it in 😊

Now that sounds like a worthy birthday treat. 😊


ChrisC is older than I am (even if he looks younger in his avatar) and I won't let him forget it. 😊

Back to the butterflies, I have a couple of red admirals in the garden when the sun shines, which is rarely, but they seem to prefer the buddleia 'honeycomb' over any other one in the garden at the moment. Looks like yours have similar tastes.

Re: ChrisC

by ChrisC, 24-Jul-11 02:43 AM GMT

popped in to portland this morning to put more faces to names. a few butterflies about. just nice to be there really.



I nearly missed this one





and last but not least a nice *steatoda nobilis* in the garden last night



Re: ChrisC

by Wurzel, 24-Jul-11 03:53 AM GMT

That spider is fantastic – does it have a common name? It's abdomen reminds me of those psychiatrist ink blots – I'm sure I saw a face in them, nope looking again it's someone sitting cross legged and meditating 🤪

Are there many Lulworth Skippers at Portland? I got my Grayling today and they're last on this years list. 😊

Cheers

Wurzel

Re: ChrisC

by ChrisC, 24-Jul-11 04:01 AM GMT

thanks Wurzel. the spider is known as a false widow. but this term applies to a few of the Steatoda family. And no Lulworths had been seen by the time I left about one-ish. so I'll await the reports. Well done on your Grayling.

Chris

Re: ChrisC

by Gibster, 24-Jul-11 05:58 AM GMT

And no Lulworth Skippers by the time Team UKB left either...just a few Smalls.

Good to meet you, Chris. Shame I didn't really get to chat with you properly, but Sam says you're a really nice fella (but then she's in love with me, so is clearly derailed!!) 😊

We found a fleece which Susie reckons is yours. So if you're wondering where you left it...

Cheers mate,

Gibster and Sami.

Re: ChrisC

by ChrisC, 24-Jul-11 06:09 AM GMT

Thanks Gibster. I have no doubt we'll bump into each other somewhere. these UKB excursions are good fun. 😊

Re: ChrisC

by ChrisC, 29-Jul-11 04:21 AM GMT

well what can I say apart from I'm jealous of all these wonderful pictures being posted. I'm afraid my excursions have been limited to the garden and quick walk out the back but even that has turned up a couple of garden ticks with regards to spiders.

the first *Neriene Peltata*



and a rather photogenic *Evarcha Falcata*



and out the back i found my first ever tiger beetle larvae weird looking creatures these are.



so no prizes for pretty in this diary 😊

Re: ChrisC

by Neil Freeman, 29-Jul-11 05:01 AM GMT

Nice photos Chris,

The second shot of the *Evarcha Falcata* looks quite cute 😊

Cheers,

Neil.

Re: ChrisC

by ChrisC, 29-Jul-11 06:47 AM GMT

Thanks Neil, she was most obliging

only a short clip but looks like she was biting her toenails 😊

<http://www.youtube.com/watch?v=s4w5jtHHpKY>

Re: ChrisC

by Susie, 30-Jul-11 01:49 AM GMT

Or sucking her "thumb" ?

I agree, that second pic with the big eyes is great. 😊

Re: ChrisC

by Neil Freeman, 30-Jul-11 02:02 AM GMT

Ahhh!!!a spider with a little Teddy Bear face sucking its thumb 🤔

Brilliant 😄

Neil.

Re: ChrisC

by Wurzel, 30-Jul-11 03:44 AM GMT

The cute spider almost has the look of a little puppy that has just peed on the carpet...or Puss from Shrek 2, he too then leapt into action!

Have a goodun

Wurzel

Re: ChrisC

by ChrisC, 31-Jul-11 10:50 PM GMT

spent an hour or so over the wood, no purple hairstreak still, but silver washed including my first but very very tatty *valesina* and a single white admiral still clinging on. a few piccies. the fleabane was very popular, and a clump of hemp agrimony had at least 20 butterflies mainly peacocks.





was playing around with angles and found i liked this Brimstone for some reason.



Re: ChrisC

by ChrisC, 01-Aug-11 04:38 AM GMT

just a quick note on my diary to thank wikipedia, i've been looking at hundreds of pictures of butterflies today to try and work out why the meadow browns and gatekeepers only showed 4 legs in photos upon looking i noticed quite a few other species too and the others blues and whites showed 6. i even had started a new thread about it when i thought hang on before i post, let me just check what Nymphalidae means "In adult butterflies the first pair of legs are small or reduced" "Throughout the family the front pair of legs in the male, and with three exceptions (Libythea, Pseudergolis and Calinaga) in the female also, is reduced in size and functionally impotent; in some the atrophy of the forelegs is considerable, e.g. Danainae and Satyrinae. In many of the forms of these subfamilies the fore legs are kept pressed against the underside of the thorax, and are in the male often very inconspicuous." so now i know. it's been bugging me a while that one.

Re: ChrisC

by Susie, 01-Aug-11 04:46 AM GMT

I could have told you that, just maybe not with so many big words. 😊

Re: ChrisC

by Gibster, 01-Aug-11 04:48 AM GMT

My girlfriend Sami has a tattoo of a Glanville Fritillary on her chest. The tattooist clearly knew his stuff – ie insects have SIX legs. Luckily we intervened before a terrible hash occurred and her tattoo remains anatomically correct!!! 😊

Re: ChrisC

by Susie, 01-Aug-11 04:52 AM GMT

Do you think people looking at the tattoo notice how many legs it has? 😊

Re: ChrisC

by ChrisC, 01-Aug-11 05:04 AM GMT

now you tell me 😊

Re: ChrisC

by MikeOxon, 01-Aug-11 05:29 AM GMT

"ChrisC" wrote:

let me just check what Nymphalidae means

It's even stranger with the Duke of Burgundy – the female has 6 legs and male only 4! Remember all those jokes about why women have long legs....

Mike

Re: ChrisC


by Susie, 01-Aug-11 05:38 AM GMT

Are you sure? The male does have six, just two are a bit stumpy.

Re: ChrisC

by MikeOxon, 01-Aug-11 06:11 AM GMT

vestigially stumpy! – see below:



DoB male – Lambourn Downs – 4th May 2011



DoB female - Lambourn Downs - 4th May 2011


She's definitely leggier!


Mike

Re: ChrisC

by ChrisC, 15-Aug-11 03:21 AM GMT

well it was a lot quieter on the butterfly front today at the wood and the butterflies (other than speckled wood) when the sun did come were isolated to a clump of hemp agrimony and fleabane. but probably commonest creatures after the grasshoppers and crickets were tachinid flies.





had to doubletake when i looked at this one, if only they had been in focus



just some of the varied groppers and crickets



and probably my strangest sight of the year and yes it really was this colour



one of the many tach's



Re: ChrisC

by ChrisC, 19-Aug-11 10:46 PM GMT

after yesterday deluge i thought i'd take the day off. wth sun coming out i thought Martin Down for an hour or so, was a bit breezy but managed a few reasonable pics for me anyway 😊 i even paid more attention to the females after the recent thread.







common, chalkhill, adonis blues c. heath, m.brown, sm tort, peacock, red ad, brown argus, brimstone, comma, a few whites all in all a good hour and a half.

Re: ChrisC

by ChrisC, 30-Aug-11 03:17 AM GMT

just for a change i thought i'd spend time walking out the back, Ringwood Forest, for a couple of hours. mainly Gatekeepers, the odd meadow brown and a few speckled woods. odd red admiral and a single peacock. some other bits and peices and a bit of a surprise.

Raft spider, this one taken at slop bog yesterday but found at least 3 youngsters in a ditch today at Ringwood



Vapourer



garden Spider Hundreds all over the place, just liked the background on this one



Many fungi starting to show but this was the first time i've seen one like this. Edit: Tiger's Eye – *Coltricia perennis*



And then the surprise, I was sitting on this hill watching ravens chase off a buzzard



When i'd say at least 3 Grayling where flying around, (as they haven't been reported on the sightings i thought they must have gone over but now having looked at the species details 2nd week sept looks the limit but i was still pleased to see them)



Re: ChrisC

by Susie, 31-Aug-11 05:51 AM GMT

That a lovely clear pic of the raft spidy, Chris 😊

Re: ChrisC

by Wurzel, 31-Aug-11 04:16 PM GMT

Cracking shots as per usual! 😊 I visited Slop Bog for the first time this year – it really is a cracking little place, in fact that should be, really little cracking place.

Have a goodun

Wurzel

Re: ChrisC

by ChrisC, 01-Sep-11 06:06 AM GMT

why thank you both 😊

I went up to stephens castle just up the road from me last night and caught the sunset, this was taken just after the sun disappered.



Re: ChrisC

by ChrisC, 13-Sep-11 12:58 AM GMT

a brief windy visit to martin down blew a few cobwebs away today, still a few butterflies around though barely stopping. and the video shows even down in the grass they weren't entirely protected. but nevertheless still a pleasure to see





<http://www.youtube.com/watch?v=BUz3b4Z7Vo>

Re: ChrisC

by Wurzel, 13-Sep-11 04:57 AM GMT

They're certainly looking a bit worn out, I almost feel sorry for them but I expect they've had a good innings 😊 ! I've only been back at work for a week and I feel like that already 😊

Have a goodun

Wurzel

Re: ChrisC

by ChrisC, 16-Sep-11 12:06 AM GMT

was at Durlston today in the glorious sunshine, more going for a walk than actual butterflying, but i'm sure you all know how it is if you take your camera.....

i was getting a picture of these two exhibitionists on a wall



when this chap decided to get his portrait, unfortunately, not having seen many lizards let alone have them appear a foot away, in my haste and excitement all the pictures i got had the body in focus but not much else so i'll put the short video up instead

<http://www.youtube.com/watch?v=yWISgPq5hqA>

the only other butterfly that really stood out despite being tatty (and a bad pic) was this blue, the sun was hitting it and really making it look 2 tone.



The only other news is there must be some red admiral migration on the go as in 4 minutes 23 flew past along the clifftop heading east. reminded me of the painted ladies a couple of years ago.

last nights poor brief attempt at getting the moon and probably Jupiter (blur makes it look bigger than it is) from the garden



Re: ChrisC

by Susie, 16-Sep-11 04:20 AM GMT

Lovely little video. It sounds really summery too with the crickets chirruping.

After the video had finished there were suggested other videos at the bottom of the link to watch, including "Rock, paper, scissors, lizard, Spock" from the Big Bang Theory. Love that programme! 😊

Re: ChrisC

by ChrisC, 16-Sep-11 05:00 AM GMT

i was watching it when i read your reply 😊

Re: ChrisC

by Susie, 16-Sep-11 05:17 AM GMT

"ChrisC" wrote:

i was watching it when i read your reply 😊

You ol' multi-tasker, you 😊

Nice collectiosn of spidy and butterfly pics 😊

Re: ChrisC

by Lee Hurrell, 16-Sep-11 09:47 PM GMT

Re: ChrisC

by ChrisC, 19-Sep-11 04:31 AM GMT

yesterday was a spiders in the garden and trip to the woods. the butterflies were few and far between only speckled wood being seen.

favourite of the garden spiders was this linphya triangularis unusually not upside down on its web



the lack of butterflies was made up for by obliging Darters





and a *diaea dorsata*.



even the wasps were lethargic



Re: ChrisC

by Wurzel, 19-Sep-11 05:27 AM GMT

Chris that diaea dorsata doesn't look real – are you sure you haven't been playing with Playdoh? It looks like a chopjob! 😊 I might need your help later as I found some hoverflies and bees that I'm having difficulty identifying...

Have a goodun

Wurzel

Re: ChrisC

by ChrisC, 25-Sep-11 10:34 PM GMT

one of only 3 butterflies to pay a visit to the garden yesterday.





Re: ChrisC

by ChrisC, 22-Nov-11 04:32 AM GMT

you have to love the mornings after a misty/ foggy night, the otherwise invisible world appears before your very eyes.



even this earwig gathered moisture overnight



This is a Myxomycete (sounds better than slime mould) – *Leocarpus fragilis* which was a new thing for me



and a later stage on pine needles



close up view



Re: ChrisC

by Mark Colvin, 22-Nov-11 04:52 AM GMT

Hi Chris,

Nice to hear from you and I totally agree with you.

"ChrisC" wrote:

You have to love the mornings after a misty/ foggy night, the otherwise invisible world appears before your very eyes.

Great shot of the earwig and those slime moulds are weird things!

Good hunting.

Kind regards. Mark

Re: ChrisC

by ChrisC, 27-Nov-11 11:55 PM GMT

a walk around the forest today there were brambles flowering, red campion flowering, 2 red admirals and a bonus female darter.



Re: ChrisC

by ChrisC, 31-Dec-11 05:14 AM GMT

the looks i get get ever more strange, finally got a couple of pictures from a local garden centre of the spider *uloborus plumipes* otherwise known as the garden center spider. a few customers and staff gave me a wide berth 😄



Re: ChrisC

by Susie, 31-Dec-11 05:26 AM GMT

Nice find!

It's got some pretty impressive front legs.